


TESLIN POST



Village of Teslin
Box 130
Teslin, YT
Y0A 1B0

Phone: (867) 390-2530
Fax: (867) 390-2104
Office Hours: 8am-5pm



To reach:

Shelley Hassard, CAO
shelley.hassard@teslin.ca

Matthias Liniger, Treasurer
matthias.liniger@teslin.ca

Cole Hunking, Public Works Foreman
cole.hunking@teslin.ca

Kelsey Hassard, Recreation Programmer
teslinrec@teslin.ca

Rose Ann Cardenas, Admin Assistant
admin.teslin@teslin.ca



Visit us at
www.teslin.ca

What's inside?

- ❖ Council Minutes
- ❖ Administration Report
- ❖ Public Notices / Announcements
- ❖ Teslin Recreation (Activities & Events)
- ❖ Photos
- ❖ Fall Cleaning Checklist
- ❖ Spooktacular Ideas
- ❖ Terrific Thanksgiving Turkey Recipe
- ❖ Fire Prevention Checklist

The Village of
Teslin



Gateway to the
Southern
Lakes



Village of Teslin

August 22, 2017
Regular Council Meeting
Minutes

Meeting # 14- 17

Members Present: Mayor Clara Jules
Councilor Gord Curran
Councilor Denise Johnston
Councilor Lance Saligo
Councilor Trevor Sallis

Member Absent: None

Public Present: Cpl. Geoff Peter
Cnst. Jason Pradolini

Mayor Clara Jules called the meeting to order at 7:30 p.m.

1. Adoption of Agenda

1.1. Adoption of the Agenda for August 22, 2017, with the following addition:

10.2 AYC Update

73-14-17

Moved by Councilor L. Saligo;

Seconded by Councilor G. Curran;

BE IT RESOLVED that Village Council adopted the Agenda for August 22, 2017.

~carried~

2. Adoption of Minutes

2.1. Adoption of the Minutes for July 24, 2016 Minutes Enclosed.

74-14-17

Moved by Councilor D. Johnston;

Seconded by Councilor T. Sallis;

BE IT RESOLVED that Village Council approved the Minutes of July 24, 2017 as presented.

~carried~

2.2. Adoption of the Minutes for July 25, 2016 Minutes Enclosed.

75-14-17

Moved by Councilor G. Curran;

Seconded by Councilor T. Sallis;

BE IT RESOLVED that Village Council approved the Minutes of July 25, 2017, as presented.

~carried~



3. Hearing of Delegations and Individuals

- 3.1. Ted Lambert - Teslin Rocks Country 2018
Teslin Minor Hockey and Teslin Recreation Society are in the beginning stage of planning Teslin ROCK Country concert for June 23, 2018. The artists confirmed are Aaron Pritchett and the Washboard Union.

76-14-17

Moved by Councilor D. Johnston;

Seconded by Councilor L. Saligo;

BE IT RESOLVED that Village Council support Teslin Rocks Country 2018.

~carried~

- 3.2. RCMP July 2017 Report
Cpl. Peters and Cnst. Pradolini presented the July RCMP report.

4. Reports and Recommendations of Boards Established by Council

- 4.1. CAO July 2017 Report
Information.
- 4.2. Rec July 2017 Report
Information.

5. Reports from Village Administration, Standing or Special Committees of Council**6. Receipt of Notice of Motion to be considered at a Subsequent Meeting of Council****7. Consideration of Items of Correspondence**

- 7.1. Yukon Electoral Boundaries - Town of Faro
Information.
- 7.2. Invitation - 2017 TIA Yukon Fall Conference
Village of Teslin is not able to attend.



7.3. Minister Frost - Legalization of Cannabis in the country on July 2018 Village of Teslin would like to engage in more detailed discussion about cannabis legalization and what it will mean for our community; we will invite YG to attend our next joint Council meeting to discuss.

7.4. September 2017 - Prostate Cancer Awareness Month

77-14-17

Moved by Councilor G. Curran;

Seconded by Councilor L. Saligo;

WHEREAS, prostate cancer is the most common cancer to affect the Canadian men; and

WHEREAS, 1 in 7 Canadian men will be diagnosed with the disease in his lifetime; and

WHEREAS, estimated 21,300 Canadian men will be diagnosed with prostate cancer this year; and

WHEREAS, the survival rate for prostate cancer can be over 90% when detected early; and

WHEREAS, those with a family history of the disease, or those African or Caribbean descent, are at greater risk developing prostate cancer; and

WHEREAS, Prostate Cancer Canada recommends that men get a PSA test in their 40s to establish their baseline.

THEREFORE, BE IT RESOLVED that Village Council, do hereby proclaim September 2017 as Prostate Cancer Awareness Month in Teslin.

~carried~

8. Consideration of Items of Accounts Payable by Village

8.1. July 2017 Accounts Payable

78-14-17

Moved by Councilor L. Saligo;

Seconded by Councilor G. Curran;

BE IT RESOLVED that Village Council approved the July 2017 Account Payable in the amount of \$153,793.01 as presented.

~carried~



9. Introduction and Consideration of Bylaws

- 9.1. Second, Third and Final Reading of ByLaw #17-224 Zoning Amendment

79-14-17

Moved by Councilor L. Saligo;

Seconded by Councilor G. Curran;

BE IT RESOLVE that Village Council had a Second, Third and Final Reading, and adopted the ByLaw #17-224 Zoning Amendment.

~carried~

10. New and Unfinished Business

- 10.1. Light Replacement Project

80-14-17

Moved by Councilor T. Sallis;

Seconded by Councilor L. Saligo;

BE IT RESOLVED that Village Council approved awarding the Light Replacement Project to Thomas Electric.

~carried~

- 10.2. AYC Update
Councilor Curran gave an AYC update.

11. Question Period**12. Closed Session****13. Scheduled meetings and other important dates for Council**

- 13.1. Scheduled Meetings

14. Adjournment

Meeting adjourned at 9:15 p.m.





Village of Teslin

August 28, 2017

Regular Council Meeting
Minutes

Meeting # 15 - 17

Members Present: Mayor Clara Jules
Councilor Gord Curran
Councilor Lance Saligo
Councilor Trevor Sallis

Member Absent: Councilor Denise Johnston

Public Present: None

Mayor Clara Jules called the meeting to order at 7:30 p.m.

1. Adoption of Agenda

1.1. Adoption of the Agenda for August 28, 2017

81-15-17

Moved by Councilor L. Saligo;

Seconded by Councilor T. Sallis;

BE IT RESOLVED that Village Council adopted the Agenda for August 28, 2017, with the following addition:

10.4 AYC Update

~carried~

2. Adoption of Minutes

2.1. Adoption of the Minutes for August 22, 2017 Minutes Enclosed.

82-15-17

Moved by Councilor T. Sallis;

Seconded by Councilor L. Saligo;

BE IT RESOLVED that Village Council approved the Minutes of August 22, 2017, as presented.

~carried~

3. Hearing of Delegations and Individuals

4. Reports and Recommendations of Boards Established by Council

5. Reports from Village Administration, Standing or Special Committees of Council

5.1. July 2017 Financial Statements

83-15-17



Moved by Councilor G. Curran;

Seconded by Councilor T. Sallis;

BE IT RESOLVED that Village Council approved the July 2017 Financial Statements as presented.

~carried~

6. **Receipt of Notice of Motion to be considered at a Subsequent Meeting of Council**

7. **Consideration of Items of Correspondence**

7.1. Yukon Financial Advisory Panel, upcoming September, and October engagement.

Invite to the next joint Council meeting.

8. **Consideration of Items of Accounts Payable by Village**

9. **Introduction and Consideration of By-laws**

10. **New and Unfinished Business**

10.1. Community Lotteries Program Application Process Information.

10.2. 2017 Snow Removal Contract Information.

10.3. Minister Streicker Visit.
Minsiter Streicker will be in Teslin for a joint Council Meeting on September 19, 2017.

10.4. AYC Update
Council would like to put forward Public Works Foreman, Cole Hunking's name to be a member of the solid waste advisory group.

11. **Question Period**

12. **Closed Session**



13. Scheduled meetings and other important dates for Council

13.1. Scheduled Meetings

14. Adjournment

Meeting adjourned at 9:00 p.m.





Prepared by:
Shelley Hassard, CAO
Cole Hunking, Public Works Foreman

TESLIN ROADS

All roads are in summer driving condition we have done some patching and will continue as needed throughout the summer. The Road (BST) project has started and is on schedule to be complete next month. The Alaska Hiway shoulder mowing contract has been awarded to Sonrise Contracting the work has started will be completed by the end of the month.

SOLID WASTE FACILITY (LANDFILL)

To comply with our new waste management permit, we have done some upgrades to our transfer station these upgrades also make it more user-friendly. The new bylaw has been passed by Council and the new fees were in effect January 2017. The landfill fees and fines are listed in the Teslin Post, available at the Village office, posted at the landfill and on our website. If you would like to review the bylaw please stop by or call the Village Office.

Over the next few months we will be implementing the new bin system at the landfill; construction waste, metal, and appliance areas of the landfill will be closed to the public and the public will drop these waste streams into designated bins that are setup near the household waste bin.

Arrangements can be made with the Village office for commercial vehicles to continue have access to the designated areas.

An average of one refuse bin a week is being sent to Whitehorse landfill for disposal. Everyone is encouraged to do recycling at home and at work to reduce the amount of material that goes to the landfill.

LAGOON AND SEWER SYSTEM

All systems are in good working order. Please be aware and careful on what is being flushed down the system. Cleaning and inspecting of the sewer lines has begun and will be complete this fall.

WATER QUALITY/ WATER DELIVERY

The new Water Treatment Plant (WTP) is in good working condition and we are planning some regular maintenance for the summer months. The annual water report is due at the end of March we are compiling information and will have the report to the water board by the end of the month





Please ensure that pathways to the water fill spouts are clear and sanitary for safe water delivery. Please notify us if you will be away and not requiring water delivery. Kindly ensure that spouts & tank whistles are in good working order and lids closed to help avoid water overflow.

We have trained more staff on our water truck and delivery system so we have a few backup operators to help ensure our delivery system operates smoothly.

Please keep your driveway accessible for the water truck.

DOG CONTROL

We have received some complaints and concerns about dogs running at large. Please ensure your pets are secure on your property. We take these reports very serious and are actively pursuing loose dogs, our public works staff do patrol for stray dogs 7 days a week! If you have stray dogs wandering on your property, please call the Village office.

The Yukon Government has announced a new community dog spay program which began Aug. 1st, the project will provide \$ 250.00 per spay surgery of one female dog, per dog owner in rural communities. Teslin Tlingit Council and Village of Teslin have created a program to enhance the YG program by assisting residents with neutering male dogs. The joint Councils will provide up to \$ 250.00 to residents of Teslin for one male dog. Please call the Village office for more information and to make arrangements to use this program.

RECREATION BUILDINGS

Youth recreation summer camps are in full swing and keeping the kids occupied! Check out Teslin recreation Facebook page, the recreation calendar, and posters around town for programming and events.

We have completed some minor renovations in our buildings to add some storage space. Painting in the arena hallways continues. The LED light replacement RFP closes at the end of the month.

OTHER 911 is working in Teslin if you have a fire emergency you can call 911 or 390-2222 to reach our volunteer fire department.

Shelley Hassard, CAO
Cole Hunking, Public Works foreman



September 2017 Recreation Report

I hope everyone had a safe and happy September! We sure had some nice weather this past month.

School is back in and After School Sports has started again. The kids are also back in the kitchen whipping up some delicious and healthy treats. We are looking for a new name for After School Sports so if you have any ideas let me know!

There is a new Elders and Seniors walking group every Tuesday from 10:00 to 11:30 in the recreation center. Feel free to join! Seniors Social is up and running every Wednesday from 10:00 to 11:30. Drop in to chat, play some dominoes, and have some treats!

Boys club is every Wednesday from 6:00 to 8:30 at the rec center. This past month they went on a hike, had a movie night, and learned how to make pizza from scratch. Be sure to check it out next month for even more fun and learning!

Girls club is every Friday from 8:00 to 10:30 at the rec center. This past month the girls have made slime, tried out the yoga challenge, had a homework night, and a movie night. Be sure to check it out next month for even more fun and engaging activities.

Our new principal, Amber Dumouchel has started teaching a workout class every Monday from 5:30 to 6:30 at the school gym. Be sure to check it out!

Badminton and Yoga will both start in October. Badminton will still be every Thursday from 7:00 to 9:00 and yoga will be every Tuesday from 5:30 to 6:30.

Be sure to keep an eye open for new programming this fall such as Bootcamp, a glass blowing field trip for youth, mom and tots afternoon play group, the Seniors Christmas Bazar, and a craft night for adults.

As always be sure to check out the recreation calendar for October for new and exciting programming. If you have any questions, concerns, or suggestions feel free to contact me.

*News and Highlights
from your
Recreation
Programmer*



-- Kelsey Hassard
Rec Programmer



Contact Information

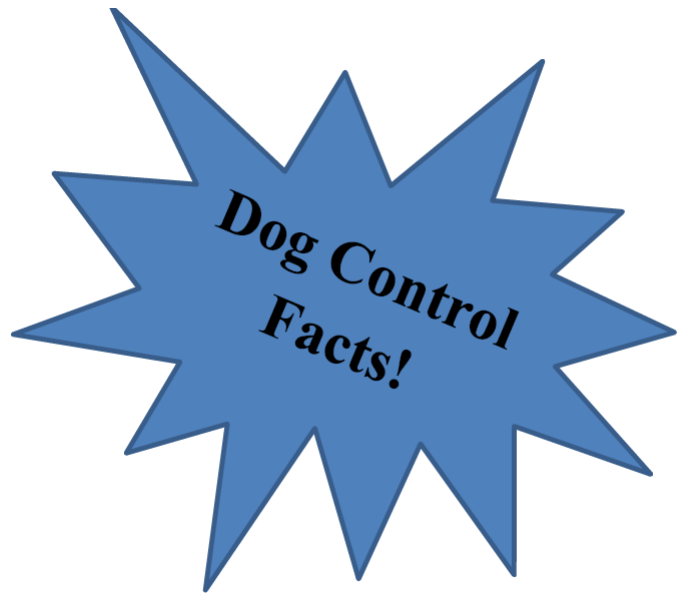
Email:

teslinrec@teslin.ca

Phone: 867-335-4250

Facebook:

Teslin Recreation



All dogs must be licensed with the Village Of Teslin. There are two programs sponsored by YG & TTC/VOT to assist dog owners with the vet bill to have your dog spayed or neutered. Dogs running at large (off their property & not with the owner) will be picked up by the Village of Teslin. We only hold dogs in our pound for 3 business days after that the dog will be relocated or re-homed.

Pound Fees

Licensed Dog – First offense \$75.00

Unlicensed Dog- First offense \$100.00 plus the purchase of a license \$80.00

Cost of License

Not spayed or neutered - \$80.00

Spayed or neutered -FREE

Please Note

Citizens can catch & hold any dog that is running at large & turn the dog over to the Village Of Teslin

For more information please contact the Village Of Teslin

Phone: 867-390-2530

Email: admin.teslin@teslin.ca

Seniors/Elders Walking Group

When: **Every Tuesday**

Where: **at the Recreation Centre**

For questions or concerns, please contact
Kelsey Hassard at 335-4250 or teslinrec@teslin.ca



Just reminding you to let
VOT know your volunteer
hours so we can keep track
for the volunteer of the
year program!

Teslin's New Volunteer Recognition Program

Starting July 1st!

Big prizes to be awarded each year!

Track Hours within local groups

Coordinator for each group reports
on hours & activity to VOT Admin

In May of each year, the information
gets sent to a Joint Council meeting
for the decision making and on every
July 1st we will announce the winner!

BADMINTON NIGHTS

Every Thursday
7-9 PM
Recplex

Free

We have racquets and
all other supplies - just
bring yourself!



Free

YOGA

Every Tuesday
5:30 – 6:30 PM
Mezzanine

We have yoga mats - just
bring yourself!



RECREATION ACTIVITIES & EVENTS

After School Activities

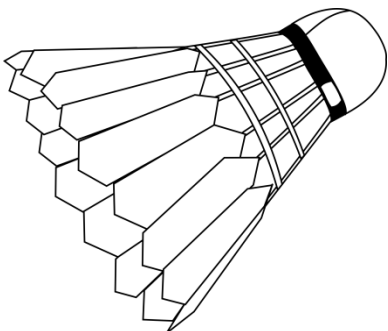
October Schedule

Mondays: Grade 4 -9 **After School Sports** (3:30 - 5:00) at the Rec Center

Tuesdays: K4 - Grade 4 **After School Sports** (3:30-5:00) at the Rec Center

Wednesdays: Grade 4 -9 **After School Sports** (3:30 - 5:00) at the Rec Center

Thursdays: Grade 4-9 **After School Sports** (3:30 to 5:00) at Rec Center



senior socials

Wednesday at the RecPlex
from 10am to 12pm

Come play cards, visit,
and have a good time!

If you have any questions or concerns
Contact Kelsey at teslinrec@teslin.ca or 867-335-4250



BORN TO FLY

Are you in grades 3 to 8 and interested
in being a part of a really cool girls
group?

If so then come to the Recreation Centre
every Friday from 8 – 10pm to take part
in cool activities, games and crafts!

Snacks provided!


Contact Kelsey at teslinrec@teslin.ca or
335-4250 if you have questions!



FUN & GAMES



NEW FEES FOR EXERCISE ROOM



1 Time Visit (All ages) \$5

Youth/Senior (youth up to 18 years – seniors (55 +))

1 Month	\$15
3 Months	\$30
1 Year	\$120

Adult (18 – 54 years)

1 Month	\$30
3 Months	\$60
1 Year	\$240

Family

1 Month	\$45
3 Month	\$90
1 Year	\$360

All Youth must be accompanied by an adult and an experienced weight room user. Family rate includes up to 2 adults & 2 youth who live in the **same** household.

All users must complete an exercise room waiver before using the exercise room.



Gym Hours



Sunday 8:00 am – 5:00 pm
Monday 8:00 am – 9:00 pm
Tuesday 8:00 am – 9:00 pm
Wednesday 8:00 am – 9:00 pm
Thursday 8:00 am – 9:00 pm
Friday 8:00 am – 5:00 pm
Saturday - Closed




Reminder

*The door code is changed monthly
Memberships can be purchased at
the Village office # 390-2530*






After School Sports




Girls Club



October Happenings 2017

Recreation Calendar

SUNDAY	MONDAY	TUESDAY	WEDNESDAY	THURSDAY	FRIDAY	SATURDAY
01	02 After School Sports grade 4 to 9 3:30 to 5:00 rec Work out class 5:30 to 6:30 school gym	03 Seniors/Elders Walking Group 10 to 11:30 rec After school sports K4 to grade 4 3:30 to 5:00 rec Yoga 5:30 to 6:30 Mezzanine	04 Seniors Social 10 to 11:30 rec After School Sports grade 4 to 9 3:30 to 5:00 rec Boys Club 6 to 8:30 rec	05 After School Sports K4 to grade 4 3:30 to 5:00 rec Badminton 7 to 9 rec	06 Girls Club 8:00 to 10:30 rec	07
08	09 Happy Thanks giving	10 Seniors/Elders Walking Group 10 to 11:30 rec After school sports K4 to grade 4 3:30 to 5:00 rec Yoga 5:30 to 6:30 Mezzanine	11 Seniors Social 10 to 11:30 rec After School Sports grade 4 to 9 3:30 to 5:00 rec Boys Club 6 to 8:30 rec	12 After School Sports K4 to grade 4 3:30 to 5:00 rec Badminton 7 to 9 rec	13 Girls Club 8:00 to 10:30 rec	14
15	16 After School Sports grade 4 to 9 3:30 to 5:00 rec Work out class 5:30 to 6:30 school gym	17 Seniors/Elders Walking Group 10 to 11:30 rec After school sports K4 to grade 4 3:30 to 5:00 rec Yoga 5:30 to 6:30 Mezzanine	18 Seniors Social 10 to 11:30 rec After School Sports grade 4 to 9 3:30 to 5:00 rec Boys Club 6 to 8:30 rec	19 After School Sports K4 to grade 4 3:30 to 5:00 rec Badminton 7 to 9 rec	20 Girls Club 8:00 to 10:30 rec	21
22	23 After School Sports grade 4 to 9 3:30 to 5:00 rec Work out class 5:30 to 6:30 school gym	24 Seniors/Elders Walking Group 10 to 11:30 rec After school sports K4 to grade 4 3:30 to 5:00 rec Yoga 5:30 to 6:30 Mezzanine	25 Seniors Social 10 to 11:30 rec After School Sports grade 4 to 9 3:30 to 5:00 rec Boys Club 6 to 8:30 rec	26 After School Sports K4 to grade 4 3:30 to 5:00 rec Badminton 7 to 9 rec	27 Kids Halloween Dance and Light Show 7 to 9 school gym	28
29	30 After School Sports grade 4 to 9 3:30 to 5:00 rec Work out class 5:30 to 6:30 school gym	31 Seniors/Elders Walking Group 10 to 11:30 rec After school sports K4 to grade 4 3:30 to 5:00 rec	01	02	03	04



FREE!

Home Fire Inspection from the Village Fire Department

The home fire inspection is not mandatory. If you wish to get your home inspected, please contact the Village Office at 390-2530.



SENIORS CHRISTMAS BAZAR

Save the date for
the Seniors
Christmas Bazar,
November 23rd!!



Yukon's future.
Our priorities. *Our plan.*



Teslin
Wednesday, October 4th
RecPlex
12:00 - 1:00 pm
Light lunch

The Yukon government is facing financial challenges.

Over the past ten years Yukon government revenue growth of 1.7% per year in real dollars has not kept pace with spending growth of 2.5% per year.

Yukon's independent Financial Advisory Panel was tasked to develop a series of DRAFT options to ensure a healthy financial future.

The Options are ready for your review, input and feedback.

Join us in person or online!

Learn more at www.yukonplans.ca

Teslin Landfill Notice



Hours of operation

Thursday & Friday 12:00 PM – 5:30 PM Saturday 10:00 AM – 4:30 PM
Sun-Wed CLOSED

The Teslin landfill only accepts these items on a regular basis.

Starting September 28, 2017, the Village of Teslin is implementing a new bin system at the Teslin transfer station. This system will help us meet our permit requirements by; keeping materials sorted, being able to track volumes of each waste stream, improve safety and predict upcoming costs.

Construction waste, metal, and appliance areas of the landfill will be closed to the public and the public will drop these waste streams into designated bins that are set up near the household waste bins. Arrangements can be made with the Village office for commercial vehicles to continue to have access to the designated areas.

- **Household Garbage**
- **Clean Metal** – Metal products by themselves with **NO** other products attached, rubber, wood, plastic, etc.
- **Cars**– **NO** fluids and **NO** tires otherwise a handling fee will be charged
- **Tires** - Tires on rims will be charged a sorting and handling fee of \$10.00
 - I. 19" rim and smaller tire (no charge)
 - II. 20" rim and larger tire (\$32.00)
- **Electronic Waste** – Computers, radios, TV's or any other electronic device
- **Compost** – All organic waste
- **Construction Waste** –Construction waste deemed as special waste will not be accepted
- **Burnables** – Brush, Scrap lumber, yard trimmings, etc.
- **Recycle Center** - All non–refundable recycling has to be sorted in bins at the recycling center. All refundable recyclables will be counted at the recycling center.

Any larger items or any products not listed above will have to be brought to the Village of Teslin's attention prior to being dropped off at the landfill. If you are unsure of any items call the Village of Teslin and we will tell you if we can accept them at the landfill.

Dumping fees are attached and posted at the landfill or can be found in the Teslin Post

Special Waste

Public works yard hours – Monday – Friday 9 AM – 4 PM

**Special waste will be accepted at the Village of Teslin’s public works yard
not at the landfill.**

Special Waste

- **Clean used oil products** - oil mixed with other products will be charged \$2.00 per liter (handling fee/ Disposal)
- **Fluorescent light tubes**
- **Batteries**
- **Aerosol Cans**
- **Oil Filters**
- **Antifreeze**
- **Old propane bottles**



Any other special waste products not listed above can be inquired about at the Village of Teslin public works office. We will tell you what we accept or how you can properly dispose of it. If you are unsure what is classified as special waste contact the Village of Teslin office at **(867) 390-2530**.

Hazardous waste Disposal Fees

HID Light bulbs	\$3.50 Each
Florescent Light bulbs	up to 4ft \$1.50 8ft \$3.00
Mixed waste fuel/oil	\$2.00 per liter
Waste paint	\$3.00 per liter
Waste glycol	\$2.00 per liter
1 lb. propane bottles	\$1.00 each
20 lb. propane bottles	\$5.00 each
100lb propane bottles	\$10.00 each
Batteries	\$ Free
Oxygen / Ascetelyn bottles	\$20.00 each
Assorted aerosol canisters	\$1.00 each
Oil soaked rags	\$1.00 each

Other materials not listed will have to be price checked prior to acceptance of waste.

Garbage Collection and Recycling Bylaw #16-219

SCHEDULE “B”

Solid Waste Collection Fees

Category	Examples	Fee
Animal Carcasses	Cows, Pigs, Moose, Horses, Bears, Deer, Moose	\$10 each
Clean Burnables	Brush, scrap lumber, yard trimmings	Free
Sorted Construction and Demolition		\$5/pick-up load \$10/trailer load \$50/anything larger
Electronics	Computers, radios, TV's, electronic devices	\$3 each
Metals	Vehicles	\$100/vehicle \$25/clean vehicle
	Clean scrap metal	Free
Residential	Solid Wastes	\$1 per 4 bags or less, up to 8 bags \$5/pick-up load
Residential Bulky Items	Furniture, mattresses (excludes appliances)	\$10 each
Residential White Goods	Dishwashers, stoves, washers, dryers	Free
	Fridges, Freezers	\$35 each
Tires with an inner diameter greater than 24.5 inches	Inner diameter less than 19”	Free
	Inner diameter equal to or greater than 20”	\$32 each
Tires	Any tires mounted on the rim	Tires on rims will be charged a handling fee of \$10
Any Mixed/ Unsorted Materials	Not including special waste or HHW	\$50/pick-up load or smaller \$100/trailer load \$250/anything larger

Garbage Collection and Recycling Bylaw #16-219
SCHEDULE "C"

Fines

Offence	Fine
Store, collect, transport solid waste contrary to bylaw	\$200
Unauthorized use of garbage container or container	\$100
Fail to transport solid waste to a solid waste disposal facility	\$200
Backyard compost not on property	\$50
Mix controlled waste with other waste	\$200
Remove/tamper with material in recycling containers	\$100
Fail to stop at landfill gatehouse	\$50
Fail to follow directions of gate attendant and posted signs	\$50
Improper disposal of waste at landfill	\$50
Deposit solid waste at/near landfill when site is closed	\$200
Deposit uncontrolled waste at landfill	\$500

ARCTIC
INSPIRATION PRIZE



PRIX INSPIRATION
ARCTIQUE

APPLY NOW!

UP TO \$3 MILLION WILL BE AWARDED

\$1 MILLION
— FOR —
1 TEAM

**UP TO
\$500,000 EACH**
— FOR UP TO —
4 TEAMS

**UP TO
\$100,000 EACH**
— FOR UP TO —
**7 YOUTH
TEAMS**



**DO YOU HAVE AN
INNOVATIVE IDEA?**

TO LEARN MORE, VISIT

ArcticInspirationPrize.ca

The Arctic Inspiration Prize is for the North, by the North, with generous support from the South. It encourages, enables and celebrates achievements of the peoples of the North.



Meals on Wheels is a federal program that improves the nutritional status of the people in the community and promotes their capacity to live independently.

Open to all **Teslin residents** who are over 65 years (without referral) and to the disabled (long and short term with referral).

Meals on Wheels is managed by TTC Health and Social Department delivered to clients home on Tuesdays and Thursdays.

Community lunch is also provided by meals on wheels program and served every second Wednesday at the long house (open to whole community)

For questions and meal delivery, please contact
Dale Secord 390-2532 ext. 383
Dalyce Huot 390-2532 ext. 381
Fay 336-3465





Teslin Training Fund



Are you interested in taking training that will lead to employment and need funding?

The Teslin Training Fund is available to all Teslin area residents to support training that prepares community members for potential employment. The TTF provides funding for individuals or groups. More information is available at the VOT Municipal Office or Yukon College.

Applications are reviewed by a locally based committee and funding decisions are based on eligibility, merit and ability to meet fund criteria.



This is an ongoing intake—Applications are accepted at any time

Application forms are available at the VOT Municipal Offices or Yukon College

Please submit your application to Shelley Hassard or Matthias Liniger at the VOT Municipal Offices.

Village of Teslin, PO Box 130, Teslin, YT
(867) 390-2530



Seeking Members

The Teslin Campus Community Campus Committee (CCC) is currently seeking members.

What is the CCC?

The CCC is a group of community volunteers who work with the Campus Coordinator and the College's Board of Governors (BOG) on the community's interests and needs in post-secondary education in Teslin.

What is the commitment?

The CCC meets approximately once every two to three months between September and June for about an hour. There is the occasional public meeting and other functions. Great opportunity to provide your input to your local campus.

Date and Time

Open Call

If you have questions or wish to apply, please contact the Teslin Campus at 390-8800 or gcurran@yukoncollege.yk.ca



Traditional Knowledge and Scientific Approaches to Climate Change

Are you interested in your local environment, learning about collecting traditional knowledge, and discovering more about scientific research? Join us for this interesting program.

Teslin is located in a unique eco-system in the southeast Yukon. Recent anecdotal information tells us that the area has been receiving increasingly unusual weather patterns. The Teslin area is also home to the Teslin Tlingit people who have also have seen changes in the environment over the decades.

The Teslin area lends itself to an examination of climate change using both traditional knowledge and scientific approaches to research.



Through this non-credit program, students will have the opportunity to:

- Learn the fundamentals of research;
- Learn the fundamentals of collecting oral history;
- Analyze local oral history gathered from Teslin Elders and others who have lived and worked on the land throughout their lifetimes;
- Investigate documented sources of information;
- Plan and execute a basic research project; and
- Add to current environmental knowledge.



Dates and Time

Mornings 9am-noon
October 10, 2017 to
February 8, 2018

Tuition and Fees

\$513 plus \$25 tech fee

If you have questions or want to register, please contact the Teslin Campus at 390-8800.

TOPICS

- Introduction to Climate Change
- Weather and Climate Change: Nature of Climate Change Impacts and Effects
- Scientific Tradition
- Oral Tradition
- Traditional Knowledge
- Planning and Designing a Research Project
- Oral History Documentation
- Creating a Display
- Reporting Findings

LEARNING ACTIVITIES

This program will feature class-based discussions based on short lectures or readings. Participation in these discussions is an important part of the learning. In addition to discussion, students will also be required to reflect on the readings through short writing assignments. There will be several guest speakers from the local area and via distance using technology. There will be a trip to Whitehorse to visit the Yukon Research Centre. There will be local trips to conduct short research mini-projects.

OUTCOMES

At the end of the program, students will create a poster that reflects aspects of the materials learned, and will have gained an awareness of the scientific method, and will be able to describe ancestral approaches to climate change.

PARTICIPATION

Students will be expected to attend the classes as set out in the schedule in a reliable and timely manner, to be prepared with completion of assignments and readings, and prepared to participate in the class as necessary. Students are expected to conduct themselves in a way that will contribute toward a positive and supportive environment. Attendance is critical to success in this program.

REQUIREMENTS

A desire to commit to program for its duration and ability to work outside from time-to-time. Participants also require basic computer, reading, writing, and math skills.



Food Safe 1



Keep a clean, professional kitchen by ensuring you handle and prepare food in a way that protects yourself and your customers from injury and illness.

Learn important food safety and worker safety information regarding foodborne illness, receiving and storing food, preparing food, serving food, cleaning and sanitizing.

This course is valuable if you are a front line food service worker such as a cook, server, busser, dishwasher or deli worker. It may even be a requirement.

There will be another Food Safe course available after Christmas.



Date and Time

Friday, October 20
9:00am-5:30pm

Tuition and Fees

\$115 (no gst)

This is an instructor-led distance course using video streaming.

Successful completion results in a FOODSAFE Regional Council certificate. Total cost of course is \$115 (no gst). Tuition must be paid to register for the course.

If you have questions or want to register, please contact the Teslin Campus at 390-8800.

Fall Cleaning Checklist



General

- Dust/wash light fixtures
- Dust fans
- Wash windows
- Vacuum/dust blinds
- Wash walls and dust corners
- Touch up paint
- Dust lamps and shades
- Vacuum and spot clean furniture
- Set light timers to Fall/Winter hours
- Wipe out and dust kitchen cabinets
- Clean on top of/under the fridge
- Wipe out/clean fridge, get rid of expired condiments & dressings
- Vacuum fridge condenser coil
- Clean oven(s) and stovetop
- Dust/clean stove vents
- Clean baseboards and floor seams
- Clean the carpets
- Clean and wax (if necessary) wood floors
- Clean and rotate mattresses
- Dust bedroom furniture
- Wash summer bedding and get out winter bedding
- Swap out clothes and get rid of anything you didn't wear in the Spring/Summer
- Get out and clean (if necessary) humidifiers
- Replace air filter(s)
- Sweep the chimney(s)

Outside

- Check weather stripping around doors and repair, if needed
- Wash door thresholds
- Clean gutters and downspouts
- Wash windows
- Wash screens
- Wash outdoor lighting
- Remove cobwebs
- Clean and cover patio furniture
- Cover the pool
- Winterize the yard

Other

- Clean out pantry and restock with food for winter meals
- Back up computer hard drive



Spooktacular Ideas

Flying Ghosts

Fill your trees or front porch with free-flying ghosts. Made inexpensively from balloons and gauze fabric, these little Caspers catch the wind to add movement to your outdoor decor.

TOOLS

- Scissors

MATERIALS

- Mylar circle balloons in white (regular latex balloons work as well but will create a different shape for the ghost)
- black or clear string
- cheesecloth (with continuous square footage)
- black duct tape



1. Attach a string. Attach a string to Mylar balloon (filled with air or helium). Note. If you're using a Mylar foil balloon, it will last at least a week. Even if it deflates. The shape will stay in place.

2. Cut Your Cheesecloth. Set the balloon aside while cutting pieces of cheesecloth to various lengths. You'll need at least two layers that are short (pieces that are only a couple of inches longer on all sides than the balloon); two medium (5 to 10 inches longer than the balloon on all sides); and two long (12 to 18 inches longer than the balloon on all sides).

3. Create a Hole. Find the center of one of the smaller pieces of cheesecloth. Use scissors or your finger to gently move the fibers around to create a hole.

4. Thread the String. Thread the string from the balloon through the hole, and drape the cheesecloth over the balloon completely.

5. Make a Face. When the final layer has been added, it is time to create the face. Cut two small pieces of black duct tape roughly 3 to 5 inches each.

6. Create the Eyes. Cut two tall oval shapes from each piece of tape to create the eyes.

7. Attach the Eyes. Pull back one layer of the cheesecloth. Then attach the eyes to the cheesecloth face and then press down firmly.

8. Add Mouth and Eyebrows. Repeat this process for eyebrows (skinny rectangles that have been pinched on one end to create the look of a raised brow) and a small mouth (circle shape).

9. Final Touch

Pull the top layer of cheesecloth back over the face and you are ready to hang.

Spooktacular Ideas



Mascot

Greet trick-or-treaters with a scarecrow mascot. Give it a personality to match your style: scary or friendly, male or female, casual or formal. Use lumber to create the body: a 2x4 for the main post, a 1x4 for the shoulders and four more 1x4s for the arms. Use wood glue and fasteners to secure the elbow joints. A dried or plastic gourd will last longer than a fresh one and a scarf is the perfect accessory to cover up any unsightly handiwork.

Bloody Footprints

Lead trick-or-treaters to your door with a trail of bloody footprints. Simply step into washable red paint with bare feet, then carefully walk towards the front door. Make sure to carry your paint supply with you, should you need to redo your feet, and don't forget to have a towel waiting for you at the end of your walk for easy cleanup.



Spooktacular Ideas

Eyeball Wreath

TOOLS

- paintbrush
- hot-glue gun

MATERIALS

- Styrofoam wreath form
- black acrylic paint
- black feather boa
- 15 to 20 Ping-Pong balls
- permanent markers in various colors (or paint pens)
- floral pins

- 1. Paint Wreath Form.** Paint the wreath form with black acrylic paint. Set aside. You don't have to get super-even coverage as most of the form will be camouflaged by the feather boa.
- 2. Draw Pupils.** While waiting for the paint to dry on the wreath, start working on the creepy eyeballs. Use a permanent marker to draw a circle with a little notch taken out of it (almost like a Pac-Man shape) in the middle of a Ping-Pong ball. This will create a catch-light in the eye which makes it look more realistic. Color in the shape.
- 3. Make It Pop.** Choose an eye color (blue, green or brown) to make the iris. Follow the circle that you already created for the pupil with the colored marker. To complete the catch-light, create another notch in the iris, lined up with the notch you already made in the pupil. This should give you a full circle of white in between the pupil and iris.
- 4. Don't Skip the Details.** Add a darker color to the iris to create detail in the eye. If you started with light blue, use a darker blue to add extra lines and marks like a real iris.
- 5. Add Creep Factor.** To make the eyeballs look a little creepy, use a red marker to draw veins on the side of the eyeball. Start at the bottom of the eye going upward toward the pupil and iris. Repeat the whole process until you have enough eyeballs.



Terrific Thanksgiving Turkey Recipe

Tuscan-Style Turkey Alla Porchetta

INGREDIENTS

- 15 thin slices Prosciutto di Parma or San Daniele prosciutto
- 1 whole boned, skin-on pasture-raised heritage turkey (10 to 12 pounds), wing tips, neck, and giblets reserved for Giblet Gravy
- Flaked sea salt, preferably Maldon
- 3 tablespoons minced garlic
- 1/4 cup plus 2 tablespoons tender fennel fronds, finely chopped
- 1/4 cup fennel seeds, coarsely ground
- 3 tablespoons finely chopped fresh rosemary
- 3 tablespoons finely chopped fresh sage
- 1 tablespoon fennel pollen (optional)
- 3 tablespoons extra-virgin olive oil
- Giblet Gravy for Tuscan-Style Turkey alla Porchetta



DIRECTIONS

1. Preheat oven to 400 degrees. Arrange prosciutto slices vertically side by side on a cutting board, overlapping each by 3/4 inch. Place turkey, skin side down, on the prosciutto slices, with wings at top and legs at bottom. Arrange turkey tenders at each side to fill in the space between the wings and legs.
2. Sprinkle turkey with 2 tablespoons salt, including the back side of the tenders and under any other loose pieces of meat. Sprinkle garlic, fennel fronds, fennel seeds, rosemary, sage, and fennel pollen evenly over turkey. Arrange turkey so there are no separations (turkey should be in one even layer).
3. Starting from the bottom, roll turkey tightly with prosciutto, keeping prosciutto in place. Tie together with kitchen twine at 3-inch intervals.
4. Heat oil in a large skillet over high heat. Brown rolled turkey on all sides, about 8 minutes. Transfer to a roasting rack set on a large rimmed baking sheet or in a roasting pan. Roast until an instant-read thermometer inserted into center reaches 165 degrees and juices run clear, about 50 minutes. Let rest for 10 to 15 minutes. Serve with gravy.

Terrific Thanksgiving Turkey Recipe

Roasted Turkey in Parchment with Gravy

INGREDIENTS

- 1 14-pound turkey, neck and heart reserved for Turkey Stock
- 10 cups favorite stuffing or Sausage Pear Stuffing
- 1 stick unsalted butter, softened
- Coarse salt and freshly ground pepper
- Simple Turkey Gravy

DIRECTIONS

1. Let turkey stand at room temperature 1 hour. Preheat oven to 325 degrees with rack in lower third. Pat turkey dry with paper towels. Fill body cavity with about 6 cups stuffing. Fill neck cavity; capacity varies, requires 1 1/2-4 cups stuffing. Bake any remaining stuffing separately. Secure skin flaps with toothpicks or skewers. Spread 6 tablespoons butter over top of turkey, then season generously with salt and pepper. Tie drumsticks together with kitchen twine. Tuck wings under turkey.
2. Place a 40-inch sheet of parchment on a work surface and spread with remaining 2 tablespoons butter. Place turkey on top, with a short side of bird facing you. Gather ends, wrapping turkey. Fold overlapping ends of parchment over turkey and secure with staples. Place a 48-inch sheet of parchment on work surface, place turkey on top, and rotate 90 degrees. Fold short parchment sides over turkey and secure with staples. Rotate bird another 90 degrees and repeat process with another 40-inch sheet of parchment. Secure all paper flaps with staples.
3. Place turkey in parchment on a flat (not V-shaped) rack set inside a roasting pan. Roast turkey 2 hours, 45 minutes. Remove from oven; cut open parchment with scissors. Increase oven temperature to 425 degrees. While holding drumsticks, slide parchment out from under turkey and discard. Return turkey to oven. Continue to roast turkey until golden brown and a thermometer inserted in breast reads 165 degrees, about 45 minutes more. Transfer to a carving board and let rest at least 45 minutes and up to 1 hour before carving.
4. Meanwhile, remove stuffing from both cavities; transfer to an 8-inch-square baking dish and bake until thermometer inserted in center of stuffing reads at least 165 degrees, 15 to 20 minutes. Using drippings in pan, make turkey gravy.



Terrific Thanksgiving

Turkey Recipe

Maple-Syrup-Glazed Roast Turkey with Riesling Gravy

INGREDIENTS

- 1 14-pound fresh turkey, neck and giblets removed and reserved for stock
- Salt and freshly ground black pepper
- Cornbread Sourdough Stuffing
- 6 tablespoons unsalted butter
- 1 tablespoon freshly grated ginger
- 1/4 cup pure maple syrup
- 1 1/2 tablespoons all-purpose flour
- 1 cup Riesling wine
- 2 cups homemade turkey stock, or low-sodium canned chicken broth, skimmed of fat
- 2/3 cup seedless red and green grapes, each cut in half

DIRECTIONS

- 1.Heat oven to 425 degrees with rack in lowest third of oven. Wash turkey inside and out with cold running water, and pat dry with paper towels. Tuck wing tips under body. Generously season neck, body cavities, and underside with salt and pepper.
- 2.Loosely fill the neck cavity with the stuffing. Using wooden skewers or toothpicks, secure the flap. Holding the turkey upright, loosely fill the body cavity with stuffing. Pull the legs together, and tie them with kitchen twine. Heap on additional stuffing so that it is bulging out of the cavity. Generously sprinkle salt and pepper over the bird, and set it on a rack in a roasting pan.
- 3.Cut a double layer of cheesecloth to fit over the entire turkey. Melt 4 tablespoons butter. Place cheesecloth in the butter, completely soaking cloth. Drape cheesecloth over the bird.
- 4.Place turkey in the oven, and roast 30 minutes. Baste with butter that has accumulated in the pan. Reduce heat to 350 degrees and loosely cover bird with a large piece of aluminum foil; roast 30 minutes more. Baste again. Continue roasting, basting once an hour, until a meat thermometer registers 180 degrees in the leg and 170 degrees in the breast, about 3 hours.
- 5.During the last half hour of roasting, place grated ginger in a small, double layer of cheesecloth; squeeze juice into a small saucepan. Add maple syrup and 1 tablespoon butter. Heat the mixture until the butter has melted and is bubbling. Remove the maple-syrup glaze from heat.
- 6.Remove foil tent and cheesecloth from bird, and discard. Brush glaze over bird several times during last half hour. Remove turkey from the oven, and transfer to a carving board. Let rest 30 minutes before carving.
- 7.In a small bowl, combine the remaining 1 tablespoon butter with flour, and mix together until smooth; set aside. Pour pan drippings into a fat separator or glass measuring cup, and let stand 10 minutes. If using a fat separator, carefully return juices to pan; discard fat. If using a measuring cup, use a spoon to skim fat from top, and return juices to pan.
- 8.Place the roasting pan on top of the stove over medium-high heat. Pour wine into the pan, and, using a wooden spoon, stir up any brown bits on bottom. Cook liquid until reduced by half, about 6 minutes. Add turkey stock, and cook until reduced again by half, about 7 minutes.
- 9.Pass the gravy through a cheesecloth-lined sieve, and pour into a small saucepan. Whisk in the reserved butter-flour mixture until the butter has melted. Reduce heat to medium-low, and let gravy simmer until slightly thickened, about 8 minutes. Add red and green grapes to the gravy; serve gravy with turkey.



Terrific Thanksgiving Turkey Recipe

Roast Turkey with Brown Sugar and Mustard Glaze

INGREDIENTS

- 1 whole turkey (about 12 pounds), thawed if frozen, rinsed and patted dry (neck and giblets reserved, liver discarded)
- Coarse salt and ground pepper
- 4 cups Pecan Cornbread Dressing
- 2 tablespoons butter, room temperature
- 1/2 cup packed light-brown sugar
- 1/4 cup spicy brown mustard

DIRECTIONS

1.Preheat oven to 350 degrees with rack in lowest position. Place turkey on roasting rack set in a large roasting pan. Season inside of turkey with salt and pepper. Loosely fill neck and large cavity with dressing; fold skin over, and secure with skewers or trussing needles, if necessary. Bend wing tips forward, and tuck under neck cavity. Using kitchen twine, tie legs together securely. Rub turkey all over with butter; season with salt and pepper.

2.Add neck, giblets, and 3 cups water to roasting pan. Cover turkey loosely with aluminum foil. Roast 1 hour, and then baste with pan juices every 30 minutes, until an instant-read thermometer inserted in thickest part of a thigh (avoiding bone) registers 125 degrees, 1 to 2 hours more.

3.Remove foil; increase heat to 400 degrees. In a small bowl, stir together sugar and mustard; brush turkey with glaze. Rotate pan, and continue to roast turkey, brushing with glaze 2 to 3 more times, until thermometer registers 165 degrees, 45 minutes to 1 hour more (tent with buttered foil if browning too quickly; add more water if pan becomes dry).

4.Transfer turkey to a platter; reserve pan with drippings for gravy (opposite). Cover turkey loosely with foil, and let rest at least 30 minutes (or up to 1 hour). Before serving, remove dressing, and carve.





EVERY SECOND COUNTS

← PLAN **2** WAYS OUT!™ →



FIRE PREVENTION WEEK

OCTOBER 8–14, 2017

firepreventionweek.org

©NFPA 2017. Sparky® is a trademark of the NFPA®



Home Fire Safety Survey



General

- Yes** **No** Home has smoke alarms on every level.
- Yes** **No** Home has a smoke alarm in every bedroom.
- Yes** **No** Smoke alarms are located outside each separate sleeping area.
- Yes** **No** Smoke alarms are located at least 10 feet from a stationary or fixed cooking appliance.
- Yes** **No** For larger homes (where the interior floor area on a given level is greater than 1,000 square feet), there is an average of at least 1 smoke alarm for every 500 square feet. [See NFPA 72-2007 11.5.1.3, 29.5.1.3 (2010)]
- Yes** **No** Smoke alarms are interconnected so when one sounds, they all sound. (Best protection)
- Yes** **No** Home has ionization smoke alarms.
- Yes** **No** Home has photoelectric smoke alarms.
- Yes** **No** Home has combination (photoelectric and ionization) smoke alarms.
- Yes** **No** All smoke alarms are working.
- Yes** **No** Family has a home fire escape plan.
- Yes** **No** Family practices the home fire escape plan at least twice a year.
- Yes** **No** The home has occupant(s) that require assistance to escape. Occupants discuss escape planning and occupant requirements in case of a fire or emergency escape.
- Yes** **No** House number is visible from the street.
- Yes** **No** Windows used for escape open easily — not blocked by furniture, security bars or nailed/painted shut.
- Yes** **No** Security bars, if present, have a quick release-device.
- Yes** **No** Home has a home fire sprinkler system. (Best protection)
- Yes** **No** Home has a carbon monoxide alarm outside each separate sleeping area.
- Yes** **No** Home has a carbon monoxide alarm on every level.
- Yes** **No** Carbon monoxide alarms are working.

Throughout the Home

- Yes** **No** Smokers smoke outside the home.
- Yes** **No** Large ashtrays are provided outside for smokers.
- Yes** **No** Matches and lighters are stored in a secure cabinet.
- Yes** **No** Lit candles are not left unattended.
- Yes** **No** Flammable liquids, if stored in the home, are limited in quantity.
- Yes** **No** The home is not cluttered with clothes, magazines, newspapers and other items that can burn.

Kitchen

- Yes** **No** Things that can burn are removed from the stovetop.
- Yes** **No** Small appliances are unplugged when not in use.
- Yes** **No** Adult stays in the kitchen when stovetop is in use.

Living/Family Room

- Yes** **No** Fireplace has proper screen and hearth.
- Yes** **No** Things that can burn are at least 3 feet from space heaters and fireplaces.

Bedrooms

- Yes** **No** All bedrooms have two ways out — window and a door.

Continued on next page →



Home Fire Safety Survey

Basement

- Yes** **No** Workshop area is clean of things that can burn.
- Yes** **No** Hot water heater is set at no higher than 120° Fahrenheit.
- Yes** **No** Things that can burn are at least 3 feet from the furnace.
- Yes** **No** Furnace is inspected and cleaned annually.
- Yes** **No** Chimney is inspected annually and cleaned as needed.
- Yes** **No** Clothes dryer lint filter and vent pipe are clean.

Garage

- Yes** **No** There is a solid door between garage and residence.
- Yes** **No** Gas powered equipment is stored in an outside shed or garage, separate from the home.
- Yes** **No** Gasoline is stored in an approved safety container in an outside shed or garage, separate from the home.

Outside the Home

- Yes** **No** Outside electrical receptacles are GFCI and they are in good working condition.
- Yes** **No** There is no rubbish, trash, brush or tree trimmings accumulation on the property.
- Yes** **No** Barbecue grill is only used outdoors.
- Yes** **No** Swimming pool or hot tub is enclosed by a four-sided fence and locked gate. Filter, heater or hot tub is properly grounded.

Electrical

- Yes** **No** AFCIs (arc-fault circuit interrupters) are installed throughout the home and they are working properly (new home construction only).
- Yes** **No** Kitchen and bathrooms have GFCI outlets on countertop surfaces within 6 feet of running water outlets and they are working properly.
- Yes** **No** All receptacle and switch faceplates are installed and in good condition.
- Yes** **No** Receptacles have been tested and are in good working condition — no evidence of arcing or overheating.
- Yes** **No** Switches are in good condition — no evidence of arcing or overheating.
- Yes** **No** Lighting fixture canopies are fastened in place and fixture is in good condition.
- Yes** **No** Bulbs in light fixtures are the correct wattage for the lighting fixture.
- Yes** **No** Flexible cords and cables are not used as fixed wiring, run through holes in walls, ceiling or floor, run through doorways or windows or under carpets or attached to building surfaces.
- Yes** **No** If there are young children in the home, the home has tamper-resistant outlets.
- Yes** **No** Panel board and distribution equipment is accessible for inspection and in good condition — no evidence of overheating, corrosion or other damage.
- Yes** **No** Service entrance raceways or cables are fastened in place, grounded, readily accessible and in good condition.

Stair Safety

Trips and falls on stairs are a leading cause of home injuries.

- Yes** **No** Stair is provided with a handrail(s).
- Yes** **No** Stair can be illuminated for night time use.
- Yes** **No** Stair tread depth and riser height are uniform.
- Yes** **No** Stair landing nosing projections are consistent with other nosings on the stair flight. (You can determine this by doing a “crouch and sight” test. Crouch down at the top landing of the stair. All the nosings from the landing to the bottom step should line up.)

With your consent, the Home Fire Safety Survey Team has done a fire inspection of your home. The items checked “**No**” may put you and your family at risk. You are urged to correct these at once for your own safety. This inspection does not identify future conditions such as failure of components, wiring or human behavior which could result in a fire.

BE HALLOWEEN Safe

Halloween is a fun, and spooky, time of year for kids. Make trick-or-treating safe for your little monsters with a few easy safety tips.



Sparky® is a trademark of the NFPA.

HALLOWEEN FIRE SAFETY TIPS

- »»» **When choosing a costume**, stay away from long trailing fabric. If your child is wearing a mask, make sure the eye holes are large enough so he or she can see out.
- »»» **Provide children** with flashlights to carry for lighting or glow sticks as part of their costume.
- »»» Dried flowers, cornstalks and crepe paper catch fire easily. **Keep all decorations** away from open flames and other heat sources like light bulbs and heaters.
- »»» **Use a battery-operated** candle or glow-stick in jack-o-lanterns. If you use a real candle, use extreme caution. Make sure children are watched at all times when candles are lit. When lighting candles inside jack-o-lanterns, use long, fireplace-style matches or a utility lighter. Be sure to place lit pumpkins well away from anything that can burn and far enough out of the way of trick-or-treaters, doorsteps, walkways and yards.
- »»» **Remember** to keep exits clear of decorations, so nothing blocks escape routes.
- »»» **Make sure** all smoke alarms in the home are working.
- »»» **Tell children** to stay away from open flames including jack-o-lanterns with candles in them. Be sure they know how to stop, drop and roll if their clothing catches fire. (Have them practice, stopping immediately, dropping to the ground, covering their face with hands, and rolling over and over to put the flames out.)

If your children are going to **Halloween parties** at others' homes, have them look for ways out of the home and plan how they would get out in an emergency.

Did you know?



Decorations are the first thing to ignite in **900** reported home fires each year. Two of every five of these fires were started by a candle.


Name of Organization

Contact Information



Your Source for SAFETY Information

NFPA Public Education Division • 1 Batterymarch Park, Quincy, MA 02169



Brain Booster

		1						
					8	9	7	3
			4			2		8
	9		2		4			
7		5	8		1	4		2
			6		3		5	
5		8			9			
4	2	3	1					
						6		

(c) Daily Sudoku Ltd 2017. All rights reserved.

8	7	1	9	3	2	5	4	6
6	4	2	5	1	8	9	7	3
3	5	9	4	6	7	2	1	8
1	9	6	2	5	4	8	3	7
7	3	5	8	9	1	4	6	2
2	8	4	6	7	3	1	5	9
5	6	8	7	4	9	3	2	1
4	2	3	1	8	6	7	9	5
9	1	7	3	2	5	6	8	4



A collection of decorative elements in gold and brown tones. It includes several stylized leaves of various shapes and sizes, some with intricate vein patterns. There are also clusters of small circles, resembling berries or grapes, and a few small, simple leaf shapes scattered around. The elements are arranged in a flowing, organic pattern on the left side of the page.

Happy Thanksgiving





Did you know children should see a dentist by their **first birthday?**

The Yukon Children's Dental Program (YCDP) is
coming to TESLIN!

Parents/Legal guardians are encouraged to book a dental
appointment for their children, **newborn to five years of
age.**

Who: Children newborn to five years of age

What: Children will be examined by a dentist with any
additional treatments provided by either a dental
therapist or dental hygienist.


When: **October 26, 2017**

Where: Teslin School- Dental Room

Cost: All dental services provided by YCDP staff are
supplied at no cost to the parent or guardian

Contact: Toll Free 1 (800) 661-0408 ext. 8360

**Little Teeth are
a Big Deal!**




There will be
NO Water Delivery
Monday
October 9, 2017

For **THANKSGIVING DAY**

All Monday water Customers will receive water delivery on Tuesday.

We apologize for any inconvenience this may cause.
Happy Thanksgiving everyone!



Teslin Volunteer Fire Department

is looking for


VOLUNTEERS



Tuesdays at 7pm

Contact James Smarch, Derek Baker or Cole Hanking
for more information.

Make a difference



Join us - Volunteer!

Your EMS team needs your help



With Yukon EMS you will

- Challenge yourself
- Meet new people
- Serve your community; be a leader
- Learn valuable skills (like lifesaving first aid)
- Earn some money (when on active duty and on call)
- Most of all, you will make a real difference helping sick and injured patients

DO MORE THAN YOU
IMAGINED POSSIBLE!

www.community.gov.yk.ca

Contact your local EMS supervisor:

Patty Wiseman

390-2101 or 334-3047

Teslin Volunteer Fire Department
TVFD Regular Meeting
is scheduled every
2nd & 4th Tuesday of the month at the
Village Fire bay.

Teslin EMS Meeting & Training is
scheduled every 1st & 3rd Tuesday of
the month at the Ambulance Bay



Gord Curran Photography



Gord Curran Photography

EMERGENCY PHONE NUMBERS



Call 9-1-1 in an emergency

If you or someone else is hurt or in danger, phone 9-1-1 to get help from RCMP, the fire department or emergency medical services (EMS).

Call 9-1-1 when there is:

- a life-threatening emergency or medical situation
- a crime in progress
- a fire
- a serious accident
- an exposure to, inhalation or swallowing of a poisonous substance

Do not call to test 911. It is working!



FIRE

(Teslin Volunteer Fire Department)

390 - 2222



AMBULANCE

(Teslin Health Center)

390 - 4444



POLICE

(RCMP Teslin Detachment)

390 - 5555

Northwestel

1-888-423-2333

ATCO Yukon Electric
Report fallen tree on wire

1-867-633-7000
1-867-633-7039

Report wildfires

1-888-798-FIRE
(3473)

EMO facts : TTC and VOT have a joint emergency plan.

Emergency plan working group is a group of Individuals from different agencies in Teslin working together to keep our community prepared in case of an emergency.



Thank you very much to all those who contributed to this month's issue, and special thanks to all those who shared their awesome photos.

To receive an electronic copy of the ***Teslin Post*** and/or if you would like to have something posted in the monthly issue, please email: teslinrec@teslin.ca or admin.teslin@teslin.ca

Any comments, suggestions, ideas, and photos are always welcome.

