

2023-2024

Yukon HUNTING

REGULATIONS SUMMARY

Yukon.ca/hunting



Map shows Game Management Subzones and special area restrictions.
The Department of Environment sells detailed administrative boundary
maps at 10 Burns Road, Whitehorse.

**Yukon**



Not a legal document


This booklet is a summary of the current hunting regulations. It may not include everything. It is your responsibility to know and obey the law. Talk to your local conservation officer if you have any questions.

Copies of the *Wildlife Act* and Regulations are available online at laws.yukon.ca or from the Inquiry Centre in the main Government of Yukon administration building in Whitehorse. Phone 1-800-661-0408.

How to use this book

1. Read the general rules and regulations on pages 3 to 29.
2. Look up information for the species you want to hunt on pages 30 to 53.
3. Find the Game Management Subzones where you want to hunt on the map included with this booklet.
4. Consult the harvest charts on pages 55 to 71 to see the bag limits and special area restrictions for those Game Management Subzones.

Use the index on page 76 if you have trouble finding the information you need.



For more information **Hunt wisely**

To see field dressing instructions, shooting advice, hunting tips and wildlife management information, pick up a copy of *Hunt wisely*: a guidebook for hunting safely and responsibly in Yukon from Department of Environment offices or download it from Yukon.ca/hunting.

Cover photo: Cain and Chad Stewart glassing in Aishihik. Photo by Brittane Stewart

ISSN 1714-4779

Cette publication est aussi disponible en français.

Important changes for 2023-2024	2
Definitions	3
Before and after you hunt	4
Licences and seals.....	4
Permit hunts.....	8
Young hunters.....	10
Mandatory harvest reports.....	11
Non-resident hunters and guides.....	12
Exporting wildlife parts from the Yukon.....	16
First Nations and Inuvialuit	17
Hunting on lands of First Nations and other Indigenous groups.....	17
First Nation, Inuvialuit and other Indigenous hunters in the Yukon.....	19
Regulations (general)	22
General regulations (listed in alphabetical order).....	22
Collared or tagged wildlife.....	28
Areas closed to licensed hunting.....	29
Small game and game birds	30
Small game and game birds.....	30
Migratory game birds.....	31
Big game	32
Moose.....	32
Caribou.....	34
Wood bison.....	38
Sheep.....	41
Goats.....	43
Deer.....	45
Elk.....	47
Grizzly bears.....	49
Black bears.....	51
Coyotes, wolves and wolverines.....	52
Specially protected and other wildlife.....	53
Summary of harvest reporting and other deadlines and requirements for big game species.....	53
Season dates and bag limits	54
Zone 1.....	54
Zone 2.....	56
Zone 3.....	58
Zone 4.....	59
Zone 5.....	61
Zone 6.....	64
Zone 7.....	65
Zone 8.....	66
Zone 9.....	67
Zone 10.....	68
Zone 11.....	70
Useful information	71
2022-2023 licensed big game harvest statistics.....	71
Wildlife health.....	72
Contact	74
Index	76

Important changes for 2023-2024

Effective as of April 1, 2023:

- ▶ **Permit Hunt Authorizations for moose:** Permit Hunt Authorizations for the Sifton Miners Range Moose Management Unit, made up of Game Management Subzones 5-48, 5-49 and 5-50, have increased from 12 to 24.
- ▶ **Wildlife Act adaptive elk permits:** There is a new hunt code (EL24) for the 8 Wildlife Act adaptive elk permits offered through the Permit Hunt Authorization lottery. The Wildlife Act adaptive elk permits are for bull elk with five-point antlers or less, in the Takhini Valley area: Game Management Subzones 5-47, 5-50 (portion), 7-02 (portion), 7-04 (portion), 7-05 (portion), 7-13, 7-14 (portion), 7-15, 7-18, 8-04 (portion).
- ▶ **Kluane sheep permit:** Due to conservation concerns with local sheep populations, Kluane First Nation cancelled their auction of the Kluane sheep permit this year and the Department of Environment has cancelled the 2023-2024 lottery for this specific permit.
- ▶ **Sheep conservation concerns:** Sheep numbers and lamb recruitment have been low in Game Management Subzones 5-18, 5-20 and 5-28 in recent years. This area will be surveyed in summer 2023 to determine if immediate management actions are required to address conservation concerns. Check Yukon.ca before hunting sheep in this area.
- ▶ **Residency declaration form:** Hunters will no longer be able to submit their Yukon residency declaration form electronically. You must visit a Department of Environment office in person.

Additional changes may happen during the hunting season.
Check [Yukon.ca/hunting-regulations](https://www.yukon.ca/hunting-regulations) for updates.

Report Collared Pika sightings



Ryan Agar

The Committee on the Status of Endangered Wildlife in Canada (COSEWIC) has assessed Collared Pika as a species of Special Concern due to the effects of climate change. Voluntarily report your observations:

- ▶ on [inaturalist.ca](https://www.inaturalist.ca) after making a free account;
- ▶ by phone at 867-667-5331 or toll free in the Yukon at 1-800-661-0408, ext. 5331; or
- ▶ email yukoncdc@yukon.ca.

Have the location and any other details ready when you make your report.

Aircraft: A vehicle with the ability to fly, including unmanned aerial vehicles (drones).

Bait: Anything placed for luring or attracting wildlife by its sense of smell or taste. This does not include parts of legally taken wildlife left at the kill site that aren't reasonably suitable for human consumption.

Big game animal: Moose, caribou, wood bison, muskox, sheep, goat, mule deer, white-tailed deer, elk, black bear, grizzly bear, polar bear, wolf, wolverine and coyote.

Carcass: All the body parts of a dead animal.

Furbearing animal: Beaver, lynx, red squirrel, coyote, marten, least weasel, ermine, fisher, mink, wolf, arctic fox, red fox, muskrat, wolverine and river otter.

Game bird: All species of grouse and ptarmigan.

Game Management Zone (GMZ) and Game Management Subzone (GMS): The Yukon is divided into 11 Game Management Zones, and each of these Zones includes many Game Management Subzones. Harvest of big game species is recorded on a subzone basis, so know which subzone you are in when hunting. See the map included with this booklet.

Hunting: To shoot at, attract, search for, chase, flush, pursue, follow after, stalk or lie in wait for wildlife. If you do, or try to do, any of these things: a) with the intent to wound, kill or capture wildlife; or b) while in the possession of a firearm or other weapon, you are considered to be hunting even if you do not actually wound, kill or capture any wildlife.

Possession: Having something in any place for the use or benefit of yourself or another person. This includes something that you keep off your property or in the possession of another person. When one person in a group has something in their possession with the knowledge and consent of the rest, it is considered to be in the possession of each member of the group.

Small game animal: Snowshoe hare, arctic ground squirrel and porcupine.

Specially protected wildlife: Cougar, gyrfalcon, peregrine falcon and trumpeter swan.

Vehicle: Includes all vehicles designed for on- and off-road transportation, aircraft, and any trailer drawn by a vehicle.

Wildlife: A vertebrate animal of any species that is wild by nature, and includes wildlife in captivity but does not include fish. When referenced in the *Wildlife Act* and this booklet, the word wildlife includes dead or live wildlife, the whole or any part of wildlife, and the eggs and sperm of wildlife.

Licences and seals

First you need a hunting licence

You must have a valid hunting licence to hunt in Yukon. There are four types of hunting licences:

- ▶ **Yukon resident big game hunting licence:** for hunting big game, as well as small game and game birds.
- ▶ **Yukon resident small game hunting licence:** for hunting small game and game birds only.
- ▶ **Non-resident big game hunting licence:** for hunting big game with a licensed guide, or hunting small game and game birds without a licensed guide.
- ▶ **Non-resident small game hunting licence:** for hunting small game and game birds only, without a licensed guide.

Licences and seals

The current licence year runs from April 1, 2023 to March 31, 2024. You can have **one** hunting licence during this period.

To hunt big game, you will need to purchase seals in addition to your licence.

\$ Big game licence fees (GST extra)

Yukon resident	\$10.00
Non-resident Canadian	\$75.00
Non-resident alien	\$150.00
Trapping concession holder	\$5.00
Yukon resident First Nation person or Inuvialuit*	Free
Yukon resident 65 or older	Free

\$ Small game licence fees (GST extra)

Yukon resident	\$5.00
Non-resident (Canadian or alien)	\$20.00
Yukon resident 65 or older	Free

If you decide to get a big game licence after getting a small game licence, your small game licence will be cancelled. There is no refund.

* Defined here to mean: Members of Yukon First Nations with and without Final Agreements, Porcupine Caribou Native User Groups, Inuvialuit under the *Inuvialuit Final Agreement* and the Tetlit Gwich'in.

When getting a licence, to have the fee waived, you will need to bring proof of enrollment under a Yukon First Nation Final Agreement, the Gwich'in Comprehensive Land Claim Agreement or the *Inuvialuit Final Agreement*. Yukon First Nation Citizens who were 55 years or older on the effective date of their Final Agreement do not need to show proof of enrollment. The fee is only waived for First Nations, Tetlit Gwich'in and Inuvialuit hunters that meet Yukon residency requirements.

Where to get a hunting licence

- ▶ Online at env.eservices.gov.yk.ca.
- ▶ Any Department of Environment office. See page 74 for locations and contact information.

You may obtain **one** type of hunting licence during any licensing year. If your licence is lost or destroyed, you must replace it. See page 7.

If the courts have banned you from hunting in another jurisdiction, you cannot get a Yukon hunting licence until you are eligible again for a hunting licence in that jurisdiction.

What is a Yukon resident?

A Canadian citizen or permanent resident:

- ▶ whose primary residence has been in the Yukon for at least 12 months before applying for a licence; and
- ▶ who has been physically present in the Yukon for at least 185 days during those 12 months.

How to Apply for Yukon Residency:

- ▶ Download the residency declaration form from Yukon.ca/yukon-hunting-licence
- ▶ Bring the completed form and supporting documentation to an Environment office
- ▶ You will need to show your Yukon driver's licence or general ID card at the time of application
- ▶ We will contact you when your application has been reviewed

Residents who have their primary residence here, but who must leave the Yukon for work, education or medical reasons, must complete a **residency exemption declaration form** at a Department of Environment office before applying for their licence.

Hunter education

If you are a Yukon resident born after April 1, 1987, you must successfully complete a recognized hunter education program before you can become eligible for a big game or small game hunting licence. The only exception are youth 11 or younger as of April 1 of the current licensing year who get a small game licence.

You can meet this requirement by showing proof that you completed:

- ▶ the free Yukon Hunter Education and Ethics Development (HEED) course; or
- ▶ a government-approved hunter education course from any jurisdiction in Canada or the United States.

To complete the HEED course:

1. Go to Yukon.ca/hunter-education and do eight to 10 hours of coursework online.
2. Contact your local Department of Environment office and register for a classroom session.
3. Attend the classroom session.
4. Pass the required exam to get your certification.

You will learn about outdoor ethics, field techniques, wildlife management, wildlife identification, outdoor preparedness, firearms safety and hunting regulations.

We may also offer separate workshops about some big game species before the hunting season. These workshops give hunting tips about identification, meat care, ethics and regulations.

For more information, call Conservation Officer Services at 867-667-8005 or toll free in the Yukon at 1-800-661-0408, ext. 8005, or visit Yukon.ca/hunter-education.

Holding resident hunting licences in two jurisdictions

It's against the law to apply for or obtain a Yukon resident big game hunting licence or Yukon resident small game hunting licence if you hold a valid resident hunting licence in another jurisdiction.

Electronic licensing: Environment Client ID

Licences are issued through your Environment client account online. You will have a unique Environment Client ID number. Use this number to access your hunting, angling and camping information, including seal numbers and permits you have obtained. This number is issued **once**. You will need it each licensing year to get new licences and permits.

Licences and seals

Contact a Department of Environment office if you forgot your Environment Client ID or aren't sure if you already have one. The easiest way to find your Environment Client ID is to look at your angling or hunting licence from the previous year.

You can log in with your Environment Client ID and view your account at env.eservices.gov.yk.ca. Make sure to review and update your account each year or when you change your email, phone number or mailing address.

All personal information associated with your Environment Client ID is confidential and respected in compliance with the *Access to Information and Protection of Privacy Act*.

Big game seals

Before you hunt big game species (other than coyote, wolf or wolverine), you must obtain a big game seal for each animal you plan to hunt. You will need to show your hunting licence when getting big game seals. You must be at least 14 years old to obtain a big game seal.

Big game seals are not required for coyote, wolf or wolverine. However, the pelt of every harvested wolf and wolverine must be sealed with a metal furbearer seal after the hunt. See page 52.

Big game seal fees (GST extra)

Moose.....	\$10.00	Goat	\$10.00	Bison.....	\$10.00
Caribou	\$10.00	Deer	\$50.00	Grizzly bear	\$25.00
Sheep	\$10.00	Elk.....	\$10.00	Black bear	\$5.00

Big game seals are free for: Yukon resident First Nations Members, Inuvialuit and Yukon resident seniors (65+).


Where to get big game seals

- ▶ Any Department of Environment office. See page 74 for locations and contact information.
- ▶ Authorized vendors. See the vendor list at Yukon.ca/licences-permits-vendors.

Cancelling seals

When you kill a big game animal, you must:

1. Immediately cancel your seal by completely cutting out the triangular tabs that show the date of harvest, the sex of the animal, and the Game Management Zone where you killed it.
2. Attach the seal to the animal. See pages 32-50 for specific instructions for each species.
3. Leave the seal attached until the wildlife has been taken to the residence where the person who killed it normally resides, or after a conservation officer or wildlife technician has inspected the wildlife **after you complete a harvest report**. See page 11. A field inspection does not replace a harvest report.
4. You can dispose of the cancelled seal after completing your harvest report and making any required biological submissions.



A correctly cancelled big game seal.

When transporting meat

Someone else may transport the meat or parts from an animal you harvested without you there if you complete the declaration on the back of your seal. The cancelled seal, or a dated and signed letter of permission from the seal holder, must be in the transporter's immediate possession. The transporter should be prepared to show identification when asked by a conservation officer. If the transporter is taking the meat to a butcher, they will also need your hunting licence and seal number. These requirements also apply to outfitters and their agents.

It's against the law to transport big game meat or any parts by helicopter. See page 22.

Carrying and producing your licence and seals

Carry your hunting licence with you when hunting. You must produce the most up-to-date copy of your licence when asked by a conservation or RCMP officer. You can show a printed copy of your licence or a digital version on your phone.

You must physically carry your seals with you when hunting big game. You must produce your seals whenever you are asked to by a conservation or RCMP officer.

Loan or transfer of licences and seals

It's against the law to:

- ▶ possess or to use another person's hunting licence, seals or permit; or
- ▶ allow another person to possess or use yours.

The only exceptions are the following.

- ▶ Young hunters aged 12 and 13 can use an adult's seals. See **Young hunters** on page 10.
- ▶ A person transporting meat can carry another person's cancelled seals. See **When transporting meat** above.

Lost licences and seals

If your licence or seals are lost or destroyed, you must replace them before you go hunting.

You can reprint your hunting licence for free using your Environment Client ID from env.eservices.gov.yk.ca. You can also ask a licensing agent at a Department of Environment office to do this for you.

Lost seals must be replaced in person at a Department of Environment office. Fill out an affidavit and pay a \$2.00 fee for each seal.

If you find your lost seals after replacing them, return the recovered seals to your nearest Department of Environment office as soon as possible.

Youth 11 to 16 years old

For information on getting a hunting licence as a young hunter, see page 10.

Permit Hunt Authorization (PHA) lottery

In some areas of the Yukon, you need to be drawn for a permit to hunt moose, caribou, sheep, goat, deer or elk. A unique permit lottery is held for each species.

The number of permits are limited and you must first submit an application and be successful in the weighted lottery to hunt for one of these species in these areas. It is against the law to hunt these species in their respective permit hunt areas without a valid permit and big game seal.

Hunters have a tab on their online Environment client account that tracks and stores PHA application history. You can review this tab at anytime to see the status of an application, permits you have been awarded or to track your weighting.

Eligibility

Only Yukon residents holding a Yukon resident big game hunting licence are eligible to apply for PHAs.

Two deer permits for young hunters: You must be 14 or 15 years old at the time of application to have a chance to get one of these permits in the PHA lottery. If you are 12 or 13 years old at the time of application, you can only apply to increase your weighting in future draws for these deer permits.

When to apply

The PHA application period opens the third week of April. Applications are accept over the course of a four week period. You must apply before the deadline listed on Yukon.ca/permit-hunt

How to apply

1. Submit an application for PHAs:
 - ▶ online using your Environment Client ID at env.eservices.gov.yk.ca; or
 - ▶ in person at a Department of Environment office.
2. Pay the non-refundable \$10.00 (GST extra) fee for each application.
3. If you are successful, you will get an email notification. We no longer send notification by registered mail.
4. Get your updated hunting licence that includes your permit(s):
 - ▶ online at env.eservices.gov.yk.ca by logging in with your Environment Client ID; or
 - ▶ in person at a Department of Environment office.
5. If you are successful, you will get an email notification. You can also log into your online account to check the status of your application.
6. We will post statistics from the draw at Yukon.ca/permit-hunt in August. We do not publicly post the names of successful applicants.

Joint applications (caribou, sheep, goat, deer and elk)

Two people who want to hunt together for caribou, sheep, goat, deer or elk may apply jointly on one application. We calculate the chances of being drawn using the average of years applied of both applicants. Joint applications cost \$20.00 (GST extra). You must indicate a "primary applicant" and a "joint applicant" when you apply.

If a joint application is drawn in the lottery, both applicants get a PHA for the same

permit area. If only one PHA is available, it will go to the primary applicant. If the primary applicant returns their permit, they will be treated as if they had not applied (i.e., their number of years applied remains the same in the next draw). The joint applicant is treated as unsuccessful in the draw, and their weighting increases accordingly.

If two people who want to hunt together submit separate applications, the chances of getting PHAs for the same area are very slim.

Application for weighting purposes only

If you know that you will not use a permit this year, you can choose the option on the application that you only want to increase your weighting for future draws. We will treat your name as if you were unsuccessful in the draw and your number of years applied will increase by one the next time you apply.

Other rules

- ▶ **Moose, caribou, sheep, goat, deer and elk** hunters who get a PHA cannot get another PHA for that species the following year unless there are permits left over after the draw.
- ▶ Due to conservation concerns with local sheep populations, the 2023-24 lottery for the Kluane sheep permit has been cancelled.
- ▶ The area described on the PHA is the only place where the permit holder can hunt that species in the permit hunt area.
- ▶ Season dates for each permit area are noted on the updated licence with the PHA.

Youth 12 to 16 years old

For rules applying to the PHA lottery for young hunters, see page 10.

Voluntary return of PHAs

If your name is drawn for a PHA, you can return your permit within 14 days of the date you are notified that you are successful in the lottery:

- ▶ online at env.eservices.gov.yk.ca by logging in with your Environment Client ID;
- ▶ in person at a Department of Environment office; or
- ▶ by emailing permithunthauthorization@yukon.ca. Provide your Environment Client ID and which permit you are returning.

Returns will result in your number of years applied remaining the same, not increasing by one. We do not refund application fees.

Make an effort to plan ahead and apply for species and areas where you are sure you will accept the PHA. Take advantage of the option to apply for weighting only.

You can also skip the year and not apply for a PHA. This will not affect your weighting if you enter the draw in the future.

For more information on PHAs, visit Yukon.ca/permit-hunt.

Permit hunts without lottery

- ▶ All wood bison hunters need a permit. Bison permits are required but auto-issue with the purchase of a bison seal. See page 38.
- ▶ Resident big game hunters can get a permit to hunt in the elk exclusion area. See page 47.
- ▶ A permit is issued for each moose seal purchased where conditions are required for a

Permit hunts

threshold hunt, i.e., the moose threshold hunts in the Faro and Mayo areas. See page 32.

- ▶ There will be a winter threshold hunt and a summer registration hunt for the Fortymile caribou herd in the 2023-2024 licensing year. See page 34 and Yukon.ca/fortymile for details.
- ▶ There will be a limited threshold hunt for the Nelchina caribou herd for which a permit is required. See page 34.

Harvest reporting requirements for permit holders

You must complete the harvest reporting requirements for the species you hunt. Wood bison, elk and deer permits, as well as permits for threshold hunts and registration hunts, have specific reporting requirements. See pages 32-53. Season closures may differ between permit areas, so be sure to read and follow the instructions that come with the PHA. Remember that you still need to pick up seals for a permit hunt.

Young hunters

Youth should bring a birth certificate, passport or general identification card to prove their age when getting a hunting licence. If they do not have these documents, youth will need to be accompanied by their legal guardian (parent) to complete the form, be a witness and verify the information for licence.

Accompanying adult:

In some of the circumstances outlined below, young hunters must hunt with an accompanying adult. An “accompanying adult” must be:

- ▶ 19 or older and hold a valid Yukon resident big game hunting licence if hunting big game;
- ▶ 19 or older and hold a valid Yukon resident big game hunting licence or Yukon resident small game hunting licence if hunting small game; or
- ▶ a licensed guide with a licensed Yukon outfitter.

See what it means to accompany a hunter on page 22.

11 years old or younger as of April 1, 2023:

- ▶ You are only eligible for a small game licence.
- ▶ You do not need to take a hunter education course to get this licence.
- ▶ You must hunt with an accompanying adult.

12 and 13 years old:

- ▶ You are eligible for a big game licence or a small game licence.
- ▶ You must take a hunter education course to get either licence.
- ▶ You can apply for most Permit Hunt Authorization (PHA) lotteries. You must be 12 years old at the time of your application. Exceptions:
 - ▶ you cannot apply for the sheep PHA for the Kluane Wildlife Sanctuary until you are 14; and
 - ▶ you can only apply for weighting purposes for the two deer permits for young hunters 14 and 15 years old.
- ▶ You must hunt with an accompanying adult.
- ▶ You must use the seal of the accompanying adult when you hunt a big game animal. The seal is only valid for one animal.
- ▶ You must report your harvest and submit any biological submissions.

10 Before and after you hunt

You may hunt under the accompanying adult's PHA. The permit is only valid for one animal. At the time of the hunt, you must be at least 12 but not yet 14 years old. If you kill an animal, the adult PHA holder must report the harvest, submit any biological submissions, and provide your name on the harvest report. Once an animal is killed, the PHA is no longer valid.

14 and 15 years old:

- ▶ You are eligible for a big game licence or a small game licence.
- ▶ You must take a hunter education course to get either licence.
- ▶ You can apply for all PHA lotteries.
- ▶ You can apply for the two deer permits for young hunters 14 and 15 years old. You must be 14 or 15 on the day you apply to enter the draw.
- ▶ You must hunt with an accompanying adult.
- ▶ You must get and use your own seals when hunting a big game animal.
- ▶ You must report your harvest and submit any biological submissions under your name.

16 and older:

- ▶ You can hunt without an accompanying adult. However, please note you will need a federal minor's firearms licence until you turn 18. See rcmp-grc.gc.ca/en/firearms for details.

Mandatory harvest reports



Harvest reporting is a legal requirement of the *Wildlife Act* and Regulations. Hunters who fail to report their kills can face fines or other penalties.

You must make and submit a harvest report if you kill a big game animal. See the big game section on pages 32-51 for specific harvest reporting requirements and deadlines for each species or the summary on page 52-53. Some species also have compulsory submissions that you need to make before you can complete your harvest reporting requirements.

You can report your harvest in two ways.

- ▶ By phoning your nearest Department of Environment office during regular business hours. **You cannot report your harvest to voicemail or by calling the TIPP line unless otherwise instructed.**
- ▶ In person at Department of Environment offices during regular business hours, Monday to Friday, except on statutory holidays.

See page 74 for a list of phone numbers and office locations. A field inspection by a conservation officer is not a harvest report.

Make sure you have this information with you when you make your harvest report:

- ▶ the harvest location: Game Management Zone, Game Management Subzone and the nearest landmark;
- ▶ sex of the animal;
- ▶ date of harvest;
- ▶ seal numbers;
- ▶ Permit Hunt Authorization numbers, if applicable;
- ▶ your hunting licence; and
- ▶ your Environment Client ID (found on your licence).

Mandatory harvest reports

Reporting only takes a few minutes of your time.

After you complete the harvest report, you will get a harvest report number. You will only meet your reporting requirements if you can produce a harvest report number assigned to your kill and your hunting licence information at a conservation officer's request.

See Yukon.ca/report-harvest-results for more information on harvest reporting.

Providing reliable harvest information in a timely fashion is the single most significant contribution hunters can make as responsible partners in wildlife management.

Hunter check stops

Conservation officers set up hunter check stations on Yukon roads during the spring bear and fall big game hunting seasons. Conservation officers use check stops to collect information for wildlife management programs and to conduct inspections. We appreciate your cooperation.

Non-resident hunters and guides

Non-Yukon residents can only hunt big game in the Yukon with a licensed guide.

- ▶ Registered Yukon outfitters can guide all non-resident hunters.
- ▶ Only registered Yukon outfitters can guide hunters from other countries who are not Canadian citizens or permanent residents.

Non-residents can buy a small game licence and hunt small game and game birds without a guide.

Non-resident harvest fees (GST extra)

Coyote.....	\$50.00	Wolf.....	\$75.00
Wolverine.....	\$75.00	Black bear.....	\$75.00
Moose.....	\$150.00	Caribou.....	\$150.00
Mountain goat.....	\$200.00	Sheep.....	\$250.00
Grizzly bear - male.....	\$500.00	Wood bison - male.....	\$500.00
Grizzly bear - female.....	\$750.00	Wood bison - female.....	\$150.00

If you kill a big game animal, you must do the following.

- ▶ Pay the harvest fee:
 - ▶ before leaving the Yukon; or
 - ▶ no later than 10 days after the end of the hunt, whichever occurs first.
- ▶ Complete an outfitter/chief guide/hunter report harvest fee receipt and wildlife export (OHE) form:
 - ▶ no later than 10 days after the end of the month in which the hunt occurred.

OHE forms can be obtained from any Department of Environment office.

Your responsibilities as a guide or special guide

- ▶ Accompany your hunter at all times when hunting. See page 22 for what it means to accompany a hunter.
- ▶ Ensure that your hunter follows all hunting laws.
- ▶ If your hunter commits a violation of the *Wildlife Act*, mark the site and report the violation to a conservation officer as soon as possible.
- ▶ Complete, sign and submit an OHE form to a Department of Environment office no later than **10 days** after the end of the month in which the hunt occurred, whether or not any wildlife was killed. If no hunt occurred, you must still submit the report to a Department of Environment office no later than 10 days after the end of the month in which the season for that species ends.

Your responsibilities as a guided non-resident

- ▶ Follow all the hunting rules and regulations. Follow the instructions of your guide unless those instructions are against the law. If you aren't sure, don't shoot.
- ▶ Your guide must accompany you at all times when hunting. See page 22 for details on what it means for a guide to accompany you.
- ▶ Sign an OHE form. You should check this form carefully to make sure the information provided by your guide is accurate, including the harvest location(s), dates and names of all people who acted as your guide. Your guide must submit this report even if you did not make a kill.
- ▶ If you kill a big game animal, you must pay the harvest fee.

Other laws for outfitters

- ▶ It's against the law to act as an outfitter without a valid licence.
- ▶ All big game outfitter guides must be Canadian citizens or permanent residents of Canada, 18 or older and have a valid guide licence.
- ▶ Outfitters must provide a separate guide for each big game hunter.

Special guide licences



It's against the law to accept payment or reward of any kind for acting as a special guide.

- ▶ A special guide licence lets you guide a Canadian citizen or permanent resident who is not a resident of the Yukon. Special guiding a non-resident requires a special guide licence. You can apply for a special guide licence through a weighted lottery process.
- ▶ You must meet all the responsibilities of a guide as described on this page.
- ▶ Harvest fees must be paid on all big game animals killed.

Species and areas for special guiding

Special guide licences are limited to moose, caribou, wolf, coyote, black bear and wood bison, and are subject to general hunting laws. You **cannot** special guide for these species in the following areas:

- ▶ Moose: Zones 6, 7; subzones 1-01, 2-56, 2-58, 2-59, 2-62, 2-63, 4-03 to 4-06, 4-44 to 4-46, 4-51, 5-22 to 5-24, 5-26, 5-28, 5-30 to 5-42, 5-45 to 5-50, 8-19, 8-20, 8-22, 9-01 to 9-07, 10-01 to 10-03.
- ▶ Caribou: Zones 3, 5, 6, 7, 9; subzones 1-01, 2-19 to 2-21, 2-24, 4-03, 4-51, 8-12 to 8-17, 8-26, 8-27, 10-05 to 10-09, 10-17 to 10-19, 11-02 to 11-18, 11-20 to 11-23.
- ▶ Wolf and coyote: Zone 6; subzones 1-01 to 1-14, 1-16, 1-20, 4-03, 4-51.
- ▶ Black bear: Zone 6; subzones 1-01, 4-03, 4-51.
- ▶ Wood bison: Zones 1, 2, 6, 10, 11; subzones 4-03, 4-51.



Special guiding for moose and caribou

A specially guided non-resident hunter with moose and caribou seals can harvest **either** a moose or a caribou. Once you harvest one, the seal for the other species is cancelled. However, if you harvest a caribou first, you may harvest a second caribou from the Porcupine caribou herd if you have a second seal for caribou. When you harvest the first caribou, your seal is no longer valid for moose.

Goat, sheep, elk, deer, grizzly bear and wolverine cannot be hunted under a special guide licence.

Special guide maps are available from Department of Environment offices or you can download them from Yukon.ca/hunting.

Eligibility

Only Yukon residents at least 19 years old with a valid big game hunting licence can apply for a special guide licence.

The non-resident you wish to guide must be at least 12 years old and have completed a hunter education course. They will need to create an Environment client account and be issued an Environment Client ID before you can apply. **You will need their Environment Client ID for the application.** Non-residents who previously went hunting or fishing in the Yukon may already have an Environment Client ID.

When to apply

You must apply by the deadline listed on Yukon.ca/special-guide-licence. The next special guide licence lottery will run in the first three weeks of April.

Licence frequency

- ▶ **Eligible residents** can apply once per year for a special guide licence or to have their names entered for weighting purposes only.
- ▶ **Non-residents** may be guided under a special guide licence once every three years. This means they can appear on a resident hunter's application each year, but once successful in a draw, the non-resident hunter cannot appear on any resident's special guide licence application for the following two years.

How to apply

1. The non-resident you wish to guide must have an Environment client account. You will need their Environment Client ID and legal last name for the application.
2. Submit an application for a special guide licence:
 - ▶ online using your Environment Client ID at env.eservices.gov.yk.ca; or
 - ▶ in person at a Department of Environment office.
3. You can choose from **either** (not both):
 - ▶ a special guiding opportunity for moose **or** caribou (100 licences are available); or
 - ▶ a special guiding opportunity for wood bison (25 licences are available).
4. Pay the non-refundable \$10.00 (no GST) fee.
5. We will notify successful applicants by email in mid-May and post statistics from the draw to Yukon.ca/special-guide-licence. We do not publically post names of successful applicants. Emails to successful applicants will have a unique code.
6. Have your hunter purchase their big game hunting licence using their issued code.
7. Go to a Department of Environment office to obtain licence printouts, seals and the required OHE forms. Special guides can purchase seals on behalf of their hunter, provided that their hunter has already purchased their licence online.

Other rules

- ▶ You cannot return a special guide licence once it is issued.
- ▶ Each licence also includes opportunities to harvest black bear, coyote and wolf.
- ▶ The non-resident's Environment Client ID can only appear on one application. If the same non-resident hunter appears on multiple applications, we will reject duplicate applications that come after the first one.
- ▶ You have the option to apply for a licence only to increase your weighting for future draws. If you choose this option, you will be treated as if you were unsuccessful in the draw and your years applied will increase for the next draw in which you apply.
- ▶ You cannot change the identity of the non-resident hunter once you get your special guide licence.
- ▶ The non-resident hunter will need to possess and use their own seals, regardless of their age.

Exporting wildlife parts from the Yukon

You must obtain a wildlife export permit before removing or shipping wildlife parts from the Yukon. This includes any antlers, horns, or other body parts found in the field (such as shed antlers). You may also need a CITES permit (see page 17). You will only get an export permit if you reported your harvest, made all compulsory submissions and paid all harvest fees. Sheep horns must have a metal plug inserted by a conservation officer or wildlife technician **before** a wildlife export permit will be issued.

To avoid delays, have the following required information with you when applying for a wildlife export permit. You are reminded you should also confirm the importation requirements that may be imposed by your end destination. Some countries and provinces have additional requirements.

- ▶ Complete name, address and phone number of the sender.
- ▶ Name of the person who harvested the wildlife.
- ▶ Licence (hunting or trapping) or permit number and year the wildlife item was legally harvested or possessed.
- ▶ Species and description of the wildlife item you are exporting.
- ▶ Sheep horn plug number, if applicable.
- ▶ Document ID that proves the harvest was reported.
- ▶ Number of packages in the shipment.
- ▶ Complete name, address and phone number of the recipient.

Every shipment containing wildlife parts must be clearly marked on the outside showing:

- ▶ name and address of the sender;
- ▶ wildlife export permit number; and
- ▶ a true statement of contents.

Exceptions

You do not need a wildlife export permit for the following:

- ▶ When you are removing or shipping 20 kilograms (44 lb.) or fewer of processed big game meat.
- ▶ When you are transporting big game you harvested in the Yukon to another location in the Yukon by travelling through the Northwest Territories or British Columbia by the most direct route:
 - ▶ on these highways:
 - ▶ the Alaska Highway;
 - ▶ the Dempster Highway;
 - ▶ the Canol Road; or
 - ▶ the Nahanni Range Road;
 - ▶ while spending less than 24 hours outside of the Yukon; and
 - ▶ while remaining in possession of the wildlife at all times.

Be sure to check the rules around the importing wildlife for any other jurisdiction you travel through.



Convention on International Trade in Endangered Species (CITES) permits

You need a CITES permit to export grizzly bear, black bear, polar bear, wolf, lynx or otter meat and/or parts out of Canada. Before getting a CITES permit, you must have a wildlife export permit or an outfitter/chief guide/hunter report harvest fee receipt and wildlife export (OHE) permit.

Department of Environment offices currently issue CITES permits for most of these species free of charge, but require **24 to 48 hours advance notice**. However, for polar bear permits, apply directly through the Government of Canada.

See canada.ca/en/environment-climate-change/services/convention-international-trade-endangered-species for more information on CITES permits and to find the appropriate application form for the parts or products you are going to export.

Many countries have their own import requirements for wildlife parts. Check with the country you're exporting to. Additional documentation from the Yukon (beyond the above permits) may be required.

The Canada Border Services Agency must inspect all shipments to the United States at the point of export, and will validate the CITES permit at that time.

Hunting on lands of First Nations and other Indigenous groups

Eleven Yukon First Nations hold legal title to approximately 31,595 km² of land in the Yukon. About two-thirds of these lands are Category A Settlement Lands that include surface and sub-surface ownership. The remaining third are Category B Settlement Lands and fee simple lands (private property), which include surface ownership only. The Tetlit Gwich'in, traditional people of the Fort McPherson region near the Yukon-NWT border, have fee simple land in the Peel River area of the Yukon.

Settlement Land and traditional territory are not the same. Traditional territory is the area a First Nation or its Members' ancestors traditionally used. Settlement Lands are owned by First Nations with Final Agreements and are lands that First Nations can enact laws on.

Proof of consent

You need written permission (consent) from the First Nation:

- ▶ before hunting any big game or small game species on all Category A Settlement Lands and fee simple lands; and
- ▶ before hunting wood bison and elk on Category A and B Settlement Lands.

Verbal permission is not consent.

Hunting on lands of First Nations and other Indigenous groups

Locating Settlement Lands and Tetlit Gwich'in fee simple lands

When planning a hunting trip, find out whether or not your destination is on Settlement Land or fee simple land. The map included with this booklet only shows the larger parcels of Category A Settlement Lands. All Settlement Land is marked on detailed maps that you can view at the local First Nation's office, or view and download them from Yukon.ca/hunting.

You can also purchase printed maps from the Department of Environment office at 10 Burns Road, Whitehorse for \$10.00 (GST extra).

Permissions of licensed hunters

- ▶ You have permission to cross Category A and Category B Settlement Lands to access crown land to hunt under the authority of your hunting licence subject to Yukon First Nation Final Agreements.
- ▶ Except when hunting wood bison and elk, you have permission to hunt on undeveloped Category B Settlement Lands without written permission from the local First Nation.
 - ▶ Undeveloped Settlement Lands means any parcel not designated as developed by mutual agreement of the federal, territorial and affected First Nation governments. The presence or absence of buildings or other structures is not an indication of a parcel's designation.
- ▶ Where a waterfront right-of-way (the 30-metre-wide right-of-way existing around navigable waters within or beside Settlement Lands) lies on Category A Settlement Lands, you have permission to hunt waterfowl, but no other wildlife, in the right-of-way. This does not apply to the few cases where there is no waterfront right-of-way. These are the same areas as lands closed to fishing from shore. See the maps on the next page.
- ▶ On a navigable waterway (any waterbody that can be navigated with a boat, raft, canoe or kayak) bordering on Settlement Lands, you have permission to hunt wildlife standing on:
 - ▶ gravel bars;
 - ▶ the shoreline below the ordinary high water mark; or
 - ▶ islands that are not part of Settlement Lands.
- ▶ Check the detailed maps at Department of Environment offices to determine the exact boundary between Settlement Land and the navigable waterbody where you plan to hunt.

Responsibilities of licensed hunters

When hunting on Settlement Lands you must not:

- ▶ damage the land or structures;
- ▶ commit acts of mischief; or
- ▶ interfere with the use and enjoyment of the land by the First Nation or its citizens.

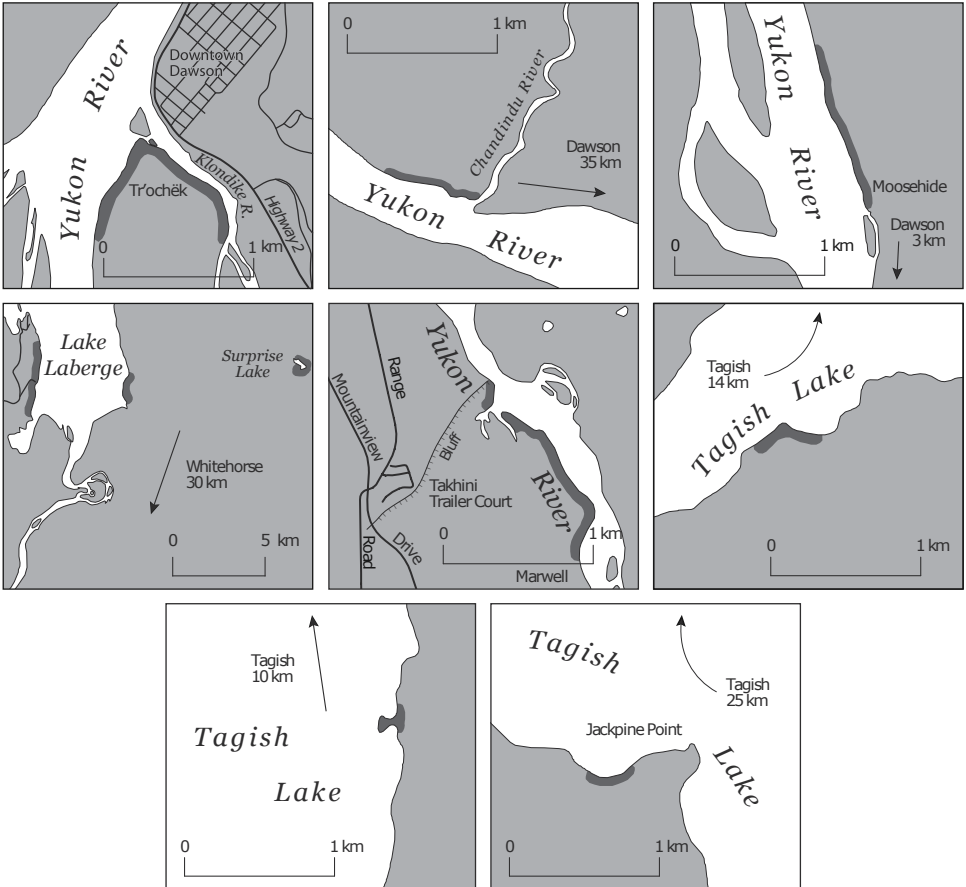
When using Settlement Lands within the limits of public access rights, you must comply with any laws enacted by the First Nation for managing the land and resources. The best way to ensure compliance is to contact the First Nation before using their land.

For more information

Contact the First Nations listed on page 75, your local Department of Environment office, or call 867-667-5652 or toll free in the Yukon 1-800-661-0408, ext. 5652.

Hunting on lands of First Nations and other Indigenous groups


Lands with no waterfront right-of-way



First Nation, Inuvialuit and other Indigenous hunters in the Yukon

Members of Yukon First Nations, Inuvialuit and other Indigenous groups have subsistence harvest rights in certain parts of the Yukon. Subsistence harvest rights include hunting to feed yourself, your family or your community, or for ceremonial purposes. You do not need a hunting licence to exercise subsistence harvest rights.

For a basic introduction to these rights, see the booklet *Subsistence hunting, fishing and trapping by First Nations, Inuvialuit and other Indigenous Peoples in Yukon*, available from Department of Environment offices or for download from Yukon.ca/subsistence-harvest. Refer to Final and Self-Government Agreements for specific provisions



First Nation, Inuvialuit and other Indigenous hunters in the Yukon

In the following situations, you will need to have a valid Yukon hunting licence and comply with the *Wildlife Act* and Regulations.

Yukon First Nation hunters

If you are a Member of a Yukon First Nation with a Final Agreement, you will need a hunting licence, seals and permits for the following.

- ▶ Hunting elk and wood bison.
- ▶ Hunting outside the traditional territory of your First Nation, unless you have **written permission** from a First Nation with a Final Agreement to hunt for food in its traditional territory. A First Nation **cannot** give you permission to hunt in parts of its traditional territory that overlap with the traditional territory of another First Nation.

If you are a Member of the Ross River Dena Council, Liard First Nation or White River First Nation, you will need a hunting licence, seals and permits for the following.

- ▶ Hunting elk and wood bison.
- ▶ Hunting outside the asserted traditional territory of your First Nation.

Inuvialuit

- ▶ You will need a hunting licence, seals and permits when hunting outside the Inuvialuit Settlement Region.
- ▶ If you are not a resident of the Yukon and want to hunt big game outside the Inuvialuit Settlement Region, you will also need a licensed guide.

You can harvest Porcupine caribou in accordance with the *Porcupine Caribou Management Agreement*. See **Hunting the Porcupine caribou herd** on page 21.

Beneficiaries of the Gwich'in Comprehensive Land Claim Agreement

You will need a hunting licence, seals and permits for the following.

- ▶ Hunting elk and wood bison.
- ▶ Hunting outside the Primary Use Area, the Secondary Use Area, and those areas of the Traditional Territory of the First Nation of Na-Cho Nyäk Dun that don't overlap with another Yukon First Nation's traditional territory.
- ▶ If you are not a Yukon resident and want to hunt big game outside these areas, you will also need a licensed guide.

You can harvest Porcupine caribou in accordance with the *Porcupine Caribou Management Agreement*. See **Hunting the Porcupine caribou herd** on page 21.

Other Indigenous groups

If you are a Member of:

- ▶ Acho Dene Koe First Nation
- ▶ Dease River First Nation
- ▶ Kwadacha Nation
- ▶ Taku River Tlingit First Nation
- ▶ Tahltan Central Government (Council)

You will need a licence, seals and permits for the following.

- ▶ Hunting elk and wood bison.
- ▶ Hunting outside the asserted traditional territory of your First Nation.
- ▶ If you are not a resident of the Yukon and want to hunt any big game species outside your asserted traditional territory, you will also need a licensed guide.

For more information

If you are an Indigenous person who wants to hunt in the Yukon and your situation has not been captured in the above descriptions, contact the Department of Environment.

You can view maps of traditional territories at First Nation or Department of Environment offices, or download one from Yukon.ca/hunting.

Hunting the Porcupine caribou herd

If you are an Aboriginal person who is recognized by one of the Native User Communities listed in the Porcupine Caribou Management Agreement, as a Native User you are entitled to hunt the Porcupine caribou herd for food without a Yukon big game hunting licence. Native User Communities are Old Crow, Dawson City, Mayo, Fort McPherson, Tsiigehtchic, Aklavik, Inuvik and Tuktoyaktuk.

If you are not a member of the Native User Communities, but you are a member of a Yukon First Nation with a Final Agreement, you need **written permission** to hunt the Porcupine caribou herd. This written permission must come from the First Nation whose traditional territory you would like to hunt in. If you don't have written permission, you will need a Yukon big game hunting licence.

Harvesting females

Cow (female) harvest has a bigger impact on populations than a bull (male) harvest. The loss of the cow means a loss of all the calves she could have produced during her lifetime. Choosing to shoot a bull rather than a cow will help ensure wildlife are available for generations to come.

Accompanying a hunter

To accompany a hunter means you are close enough to:

- ▶ observe the hunter and communicate with them by unamplified voice;
- ▶ directly supervise and provide instruction to the hunter to ensure their safety; and
- ▶ exercise reasonable control over the hunter to ensure they comply with the *Wildlife Act* and Regulations while hunting.

Aircraft

It's against the law to do the following.

- ▶ Hunt big game **within six hours** of arriving at a destination by aircraft, other than a commercial aircraft on a regularly scheduled flight from one airport to another.
- ▶ Hunt wildlife from an aircraft.
- ▶ Spot wildlife from an aircraft and hunt it within 48 hours, or communicate its location to a hunter on the ground.
- ▶ Hunt wildlife within 48 hours of receiving information about the location of wildlife from a person who observed that wildlife from an aircraft.
- ▶ Transport big game meat or any parts by helicopter.
- ▶ Transport big game hunters, or be transported for the purpose of big game hunting, by helicopter.
- ▶ Use an unmanned aerial vehicle (drone) for the purpose of hunting or possess a drone while hunting. This applies to hunting big game and small game.



Penalties for violations of the *Wildlife Act*

Violating the *Wildlife Act* and Regulations, such as hunting out of season, can result in a fine and/or imprisonment depending on the nature of the offence.

Committing some offences can result in the automatic loss of your hunting licence for one or more years. These include hunting specially protected wildlife, using a vehicle to chase wildlife, or illegal guiding.

Forfeiture of vehicles, equipment and wildlife

A conservation officer has the authority to seize any vehicles or equipment used in committing an offence under the *Wildlife Act* as well as any wildlife taken by breaking the law. In the event of a conviction, these items may be permanently forfeited to the Crown.

Attracting dangerous wildlife

- ▶ Dangerous wildlife includes bears, foxes, coyotes, wolves and cougars.
- ▶ It's against the law to:
 - ▶ feed dangerous wildlife; or
 - ▶ leave food, garbage or other attractants in a place where dangerous wildlife may have access to it.
- ▶ A conservation officer can enter and inspect a building, other than a dwelling, without a warrant if the officer has reasonable grounds to believe that dangerous wildlife is or might be attracted to the building.

- ▶ If a conservation officer believes that an attractant poses a risk to public safety, the officer may issue a Dangerous Wildlife Protection Order directing the person in charge to clean up, contain or remove the attractant.

Baiting and poisoning

It's against the law to:

- ▶ use bait to hunt small game, or big game other than wolves or coyotes; and
- ▶ possess or use poison or drugs to kill, injure, disable or capture wildlife.

Bow hunting

- ▶ A "bow" includes a longbow, recurve bow and compound bow.
- ▶ When hunting **deer, wolf, coyote, wolverine, black bear, sheep and caribou**, your bow must have a peak draw weight of at least **18 kg (39.7 lb.)**.
- ▶ When hunting **mountain goat, moose, elk and grizzly bear**, your bow must have a peak draw weight of at least **22.5 kg (49.6 lb.)**.
- ▶ For all big game, arrows (including heads) must weigh at least 300 grains and measure at least 510 mm (20 in) in length. Arrows must be fitted with a broadhead that measures at least 22 mm (0.87 in) in width and has at least two sharp cutting edges.
- ▶ Sheep hunters in subzone 9-03 (Gray Ridge) are restricted to bow hunting only. Since this is a permit hunt area for sheep, you must first obtain a PHA through the lottery system. See page 8.
- ▶ It's against the law to hunt wood bison with a bow.
- ▶ It's against the law to hunt with a crossbow in the Yukon.

Captive wildlife

It's against the law to:

- ▶ hunt wildlife for the purpose of keeping it in captivity, without getting a special permit first by contacting a Department of Environment office (see page 74); and
- ▶ hunt wildlife held in captivity.

Compulsory submissions

Every person who harvests a **wood bison, sheep, goat, deer, elk, black bear, grizzly bear, wolf or wolverine** must deliver compulsory submissions to a conservation officer or wildlife technician. You can find specific compulsory submissions and rules listed under their respective species on pages 32-53.

Evidence of sex and species

You need to keep legal evidence of sex and species following a successful hunt for **moose, sheep, goat, deer, elk, caribou or grizzly bear**. Retain these parts until a conservation officer inspects them or until the harvested big game is at the usual place of residence of the person who killed it. See the requirements listed under their respective species on pages 32-53.

Handling biological submissions

Rotting submissions are dangerous to handle. To reduce this risk, keep the submission frozen or strip off the flesh and dry the remaining tissue.

Firearms and ammunition

A firearm is any device that propels a projectile by means of an explosion, compressed gas, springs or strings. It includes a rifle, shotgun, handgun, spring gun or longbow.

It's against the law to hunt big game with:

- ▶ a crossbow;
- ▶ a pistol or a revolver;
- ▶ a shotgun smaller than 20 gauge;
- ▶ a rifle calibre less than 6 mm (.24 calibre);
 - ▶ **exception:** you may use a 5.6 mm (.22 calibre) centrefire rifle for wolves and coyotes;
- ▶ a muzzle loaded or black powder rifle less than 11.4 mm (.45 calibre);
- ▶ shotgun ammunition other than a slug;
- ▶ non-expanding ammunition such as “service ammunition”; or
- ▶ a silencing device.

Some species have special firearm and ammunition requirements.

- ▶ For small game animals and game birds, see page 30.
- ▶ For migratory game birds, see page 31.
- ▶ For wood bison, see page 37.

It's against the law to hunt wildlife with a **set firearm** – a firearm designed to discharge when a person is not physically holding it.

It's against the law to hunt with a **firearm in an unsafe condition**.



Federal firearm laws

You must get a Possession and Acquisition Licence and follow federal firearm laws if you own, possess or use firearms in Canada. For more information, visit rcmp-grc.gc.ca/firearms or call the Canadian Firearms Program at 1-800-731-4000.

Found carcasses or wildlife parts

If you find a wildlife carcass and want to keep any part of it, you must bring the item to a conservation officer and apply for a permit. You can keep naturally shed moose, caribou, elk and deer antlers with the burr at its base intact without a permit.

We cannot issue permits for certain species protected by federal legislation (see page 52). The Government of Yukon may retain these species for museum display.

Furbearing animals

Furbearing animals you can kill with a big game hunting licence:

- ▶ wolves
- ▶ wolverines
- ▶ coyotes

Furbearing animals you can only kill with a Yukon trapping licence:

- ▶ muskrat
- ▶ beaver
- ▶ lynx
- ▶ marten
- ▶ mink
- ▶ fisher
- ▶ otter
- ▶ weasel
- ▶ ermine
- ▶ fox
- ▶ red squirrel

Harassing wildlife

Harassing wildlife is against the law. Harass means to worry, exhaust, fatigue, annoy, plague, pester, tease or torment. That includes:

- ▶ chasing wildlife with a vehicle, boat or aircraft;
- ▶ trying to interfere with the movement of wildlife across a road or waterbody;
- ▶ capturing, handling or manipulating wildlife; and
- ▶ allowing your dog to chase or molest big game animals, furbearing animals or specially protected wildlife.

The only exception is in cases where the Minister of Environment issues a permit to a landowner to protect their private property.

Hours of hunting

- ▶ It's against the law to hunt any wildlife between one hour after sunset and one hour before sunrise. You can find sunrise and sunset data for Whitehorse and Dawson City at nrc-cnrc.gc.ca/eng/services/sunrise/index.html. You can also find apps with sunrise and sunset data in your app store.
- ▶ Where the sun does not rise or set daily, it's against the law to hunt wildlife when the centre of the sun is more than 6° below the horizon. This is known as astronomical twilight, which means it is dark enough to see the stars.

Non-hunting kills



If you do not report a non-hunting kill as soon as practicable, you may be charged under the *Wildlife Act*.

- ▶ If you kill a big game animal, lynx, fox, eagle, hawk, owl, falcon or specially protected wildlife **accidentally** or to **prevent your own starvation**, you must report it to a conservation officer as soon as practicable.
- ▶ If you kill a bear or other animal in **self-defence**, you must report it to a conservation officer as soon as practicable. You can kill the animal only if there is an immediate threat of serious injury and as a last resort. Under no circumstances can you kill a caribou, sheep, deer, elk or bird in self-defence.

General regulations

- ▶ If you kill a bear or other animal in **defence of property**, you must report it to a conservation officer as soon as practicable. You can kill the animal only if there is an immediate threat of substantial damage to property and as a last resort. You cannot kill a bear that has been attracted to a kill site of a harvested animal unless it is necessary for self-defence. Under no circumstances can you kill a moose, caribou, bison, sheep, goat, deer, elk or bird in defence of property.

Regulations prohibiting the waste of meat and/or fur also apply to non-hunting kills. See page 27.

Off-road vehicles

Off-road vehicle use is restricted in these three management areas:

- ▶ Ddhaw Ghro Habitat Protection Area;
- ▶ alpine areas 1,400 metres above sea level or higher; and
- ▶ West Hart River Landscape Management Unit 4.

Off-road vehicles include ATVs, dirt bikes, ARGOs and quads. Visit Yukon.ca/ORV to learn more and to see maps of these areas. Hunters have a responsibility to obey all rules surrounding off-road vehicle use.

For information on designated routes for off-road vehicles in the East Kluane area, see page 61.

Public safety and private property

It's against the law to:

- ▶ hunt or set snares within one kilometre of a residence, whether the occupants are present or not, without their permission;
- ▶ hunt in a way that is likely to cause damage to crops, livestock, domestic animals, or other personal property; and
- ▶ hunt in a way that is likely to injure a person.

This applies to hunting big game, small game, game birds and migratory birds.

Roadways

It's against the law to discharge a firearm on or across the travelled portion of a public road or highway. This includes the shoulder.



You must be completely off the road and shoulder before you can hunt.

Trading, buying or selling

You need a permit to:

- ▶ buy, sell, trade, or distribute wildlife for gain or consideration;
- ▶ to offer to do so; or
- ▶ to possess wildlife for that purpose.

Wildlife includes wildlife parts and the eggs of migratory birds and game birds.

You can get this permit from any Department of Environment office.

A resident big game hunter may sell without a permit:

- ▶ the hide of a moose, caribou or wood bison; or
- ▶ the pelt of a wolf or coyote.

To do this, they must have harvested the animal during the term of the same hunting licence they used for the kill, and after meeting any reporting and fur sealing requirements.

Vehicles

Vehicles can include a car, truck, aircraft (such as drones), motorcycle, e-bike, all-terrain vehicle, 4-wheeler and snowmobile, and any trailer drawn by the vehicle.

It's against the law to:

- ▶ have a loaded firearm (a cartridge-loading firearm with a live shell or cartridge in the breech or chamber, or a muzzle-loading firearm with gunpowder and a projectile in the chamber and an ignition device in place) in or on a vehicle; and
- ▶ use a vehicle to chase, drive, flush, exhaust or fatigue wildlife for the purpose of hunting or to assist another person hunting.

Waste of meat or fur

It's against the law to waste the meat from:

- ▶ game birds;
- ▶ small game animals; or
- ▶ big game animals, other than from bear, wolf, coyote, wolverine, or furbearing animals.

If you deliver a small game animal or game bird to a taxidermist to be mounted, the waste of meat provisions of the *Wildlife Act* do not apply.

Meat is wasted when part of an animal that is reasonably suitable for human consumption is:

- ▶ abandoned;
- ▶ fed to dogs or other domestic animals;
- ▶ destroyed or allowed to spoil;
- ▶ used for bait; or
- ▶ left in the field without being properly dressed and cared for to prevent the meat from being scavenged or spoiled.

Meat includes the neck and rib meat, the two front quarters down to the lower leg joint, the two hindquarters down to the hock, the backstraps and the tenderloins. It does not include the head, hide or internal organs.

Take all of the meat from the kill site to the departure point (the place where you will transport it from the field) before taking the horns or antlers. If you will transport all the meat at once, you can take the horns or antlers with that meat, or you can take horns or antlers with the last load of meat. **Any meat left behind once you remove the horns or antlers from the kill site is considered abandoned.**

It's against the law to waste the hide or pelt of a grizzly bear, coyote, wolverine or wolf. You may leave behind the pelt of a black bear, if all edible meat has been taken, or you can leave behind the meat of a black bear if you take the pelt. However, it is against the law to leave both.

General regulations



Conservation officers continue to find evidence of meat wastage

Each year charges are laid for this offence and, on conviction, Yukon courts have imposed significant penalties on offenders.

Wounding and retrieving wildlife

If you wound wildlife while hunting, you must make a reasonable effort to kill it. When you kill a game bird, big game animal or small game animal, you must make a reasonable effort to retrieve the carcass.

Collared or tagged wildlife

Wildlife collaring takes place in several areas of the Yukon as part of research studies and ongoing management programs. Collaring programs are currently in place for:

- ▶ black bear;
- ▶ caribou;
- ▶ deer;
- ▶ elk;
- ▶ grizzly bear;
- ▶ sheep;
- ▶ wolf; and
- ▶ wood bison.

It's against the law to hunt collared wildlife. A great amount of public time, effort and money goes into collaring animals. Avoid shooting collared animals so we can continue to collect data to inform wildlife management decisions.

Report sightings of collared wildlife to environmentyukon@yukon.ca or call 867-667-5652, toll free in the Yukon 1-800-661-0408, ext. 5652.

Found collars

Some collars are designed to fall off. If you find a collar, return it to the nearest Department of Environment office. Biologists can often reuse collars and can sometimes retrieve the collar's data.

Collared wildlife shot in error

If you kill a collared animal by mistake:

1. Report it immediately to a conservation officer or wildlife technician at the nearest Department of Environment office.
2. Return the collar to the Department of Environment.

If you meet these conditions, you have committed no offence, and we can retrieve the data contained in the collar.



Eating the meat of collared, tagged or tattooed wildlife

You must care for and retrieve all the edible meat from any collared, tagged or tattooed animal that you harvest. The drugs used in some captures are not approved for human consumption and require time to metabolize out of the animal. Contact the Animal Health Unit at 867-667-5600 or toll free in the Yukon at 1-800-661-0408, ext. 5600 to determine when the animal was handled and how this affects eating the meat.

Grizzly bears and black bears are captured using veterinary drugs. Bears that were immobilized should have an ear tag and/or a tattoo on the inside of the lip. Report the ear tag and/or lip tattoo identification when you report your harvest regardless of whether you plan to eat the meat.

Areas closed to licensed hunting

Areas closed to all licensed hunting

These areas are closed to licensed hunting for all species, including small game and game birds. For any area where you choose to hunt, check the harvest charts on pages 54 to 70, as big game hunting closures may be in effect.

Parks and sanctuaries

It's against the law for licensed hunters to hunt any wildlife within the following parks and sanctuaries.

- ▶ Ivvavik National Park
- ▶ Kluane National Park
- ▶ Vuntut National Park
- ▶ Herschel Island-Qikiqtaruk Territorial Park
- ▶ Kluane Wildlife Sanctuary
- ▶ Ddhaw Ghro Habitat Protection Area
(formerly McArthur Wildlife Sanctuary)

Roadway corridors closed to all hunting

It's against the law to hunt wildlife in the following roadway corridors.

- ▶ **Annie Lake Road:** 800 metres either side from the Carcross Road to kilometre 20.5.
- ▶ **Takhini Hot Springs Road:** 800 metres either side from the Klondike Highway to 800 metres beyond the Takhini Hot Springs.

Small game and game birds

Small game and game birds

Either a big game licence or a small game licence entitles you to hunt snowshoe hare, arctic ground squirrel, porcupine, grouse and ptarmigan.

You can use snares to catch hare, ground squirrel and porcupine.

Firearm requirements

You can hunt these animals with **only** the following.

- ▶ A shotgun with a bore diameter not larger than 10 gauge that is loaded with birdshot.
- ▶ Any rimfire or centrefire rifle.
- ▶ A bow.
- ▶ A .177 calibre or .22 calibre air gun.
- ▶ A slingshot.

Season dates and bag limits

Species		Season dates		Bag limits	
		Zone 6 and subzone 4-03	All other zones	Daily	Possession
Small game	Snowshoe hare	Closed	Apr 1 – Mar 31	No limit	
	Arctic ground squirrel				
	Porcupine				
Game birds	Spruce/ruffed grouse (combined limit)	Closed	Sept 1 – Nov 30	10	30
	Dusky (blue) grouse	Closed	Sept 1 – Nov 30	5	15
	Sharp-tailed grouse	Closed	Sept 1 – Nov 30	5*	15*
	Ptarmigan (all species)	Closed	Sept 1 – Mar 15	10	30

*except Zone 5: Daily – 2, Possession – 6

The daily limit is the maximum number you can harvest per day. The possession limit is how many you can have in total in your possession before consuming them. See the definition of possession on page 3.

Small game and birds protected from hunting

You cannot hunt any small mammals and birds not noted under season dates and bag limits on this page, except those allowed by the Migratory Birds Regulations. Examples of animals you cannot hunt:

- ▶ hoary marmots
- ▶ collared pika
- ▶ woodchucks
- ▶ gyrfalcons
- ▶ peregrine falcons
- ▶ trumpeter swans

To hunt migratory game birds you must have a federal Migratory Game Bird Hunting Permit with a Canadian Wildlife Habitat Conservation Stamp in addition to a valid Yukon hunting licence. These are available at Canada Post outlets or online at permis-permits.ec.gc.ca/en/PurchaseHuntingPermit. In the Yukon, migratory game birds include ducks, geese, rails, coots, sandhill cranes and snipe. All other migratory birds are protected from hunting. Bag limits and additional conditions apply. Pick up regulations with your permit.

For more information on the current migratory game bird hunting regulations, see canada.ca/en/environment-climate-change/services/migratory-game-bird-hunting/regulations-provincial-territorial-summaries/yukon-territory.html.

Firearm requirements

To hunt migratory game birds, you must use:

- ▶ a shotgun no larger than 10 gauge;
- ▶ that is only able to carry three shells in total (two in the magazine and one in the chamber); and
- ▶ that is loaded with non-toxic shot.

For more details, visit

canada.ca/en/environment-climate-change/services/migratory-game-bird-hunting.

Showing respect for small game animals

Although small game such as ground squirrel and snowshoe hare have no bag limits, you shouldn't see these animals as vermin. They have an important role in the ecosystem and are a valued food source in the traditions of First Nations people, other Indigenous groups and other Yukon residents. Remember, it's against the law to waste the meat of small game.

Restrictions

Female moose are protected from hunting.

Attaching the seal

You can attach moose seals:

- ▶ around the base of an antler; or
- ▶ the tendon of a hindquarter.

Mandatory harvest reporting

You must report your moose harvest to the Department of Environment:

- ▶ no later than **15 days** after the end of the month in which you killed it; or
- ▶ within **72 hours** for a threshold hunt; or
- ▶ upon the request of a conservation officer.

Evidence of sex and species

- ▶ Head or skull attached to the antlers; or
- ▶ scrotum attached to the carcass.

Voluntary samples

To help wildlife studies, you can deliver these samples to Department of Environment offices.

- ▶ Complete hide (legs not required) or the front half of the hide ending at the mid-back area. We will return this to the hunter upon request.
- ▶ Whole head.
- ▶ Any body parts or organs that look abnormal.
- ▶ Feces.
- ▶ Parasites.

Do not consume any body parts that are returned to you.

Threshold hunts

In subzones where there is a moose threshold hunt, you must do the following.

1. Within **72 hours** of killing a moose, report the kill to:
 - ▶ the conservation officer for the area; or
 - ▶ the Department of Environment main line at 867-667-5652 during normal business hours Monday through Friday, except for statutory holidays; or
 - ▶ the TIPP line at 1-800-661-0525 on weekends or after hours.
2. After doing this, complete a regular harvest report and make your biological submission by the required deadline.

When the allowable harvest for the area is reached, subzones that are part of a moose threshold hunt will be closed to moose hunting for the remainder of the season. Pay attention to road signs, radio ads and social media, look for updates on yukon.ca/threshold-hunts, or call the threshold hunt hotline to find the status of a threshold hunt.

Special guiding non-residents is prohibited for moose in subzones under a threshold hunt.

**Threshold hunt hotline**

To learn about available harvest numbers and the open or closed status of the hunting season in areas under a threshold hunt, call **1-833-560-HUNT (4868)**.

Faro area moose threshold hunt

- ▶ Game Management Subzones: 4-44, 4-45 and 4-46
- ▶ Threshold: 15 moose
- ▶ Dates: August 1 to October 31 or when the threshold limit is reached
- ▶ Faro conservation officer: 867-994-2862

Mayo area moose threshold hunt

- ▶ Game Management Subzones: 2-56, 2-58, 2-59, 2-62, 2-63 and 4-04 to 4-06
- ▶ Threshold: 11 moose
- ▶ Dates: September 1 to October 31 or when the threshold limit is reached
- ▶ Mayo conservation officer: 867-996-2202

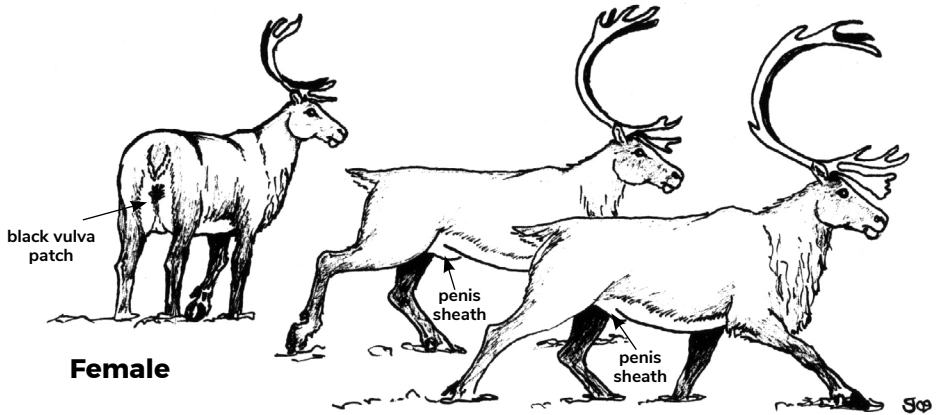
Areas vulnerable to over-hunting

Moose are in danger of over-hunting in the areas below. Consider hunting moose elsewhere.

- ▶ Kluane River/Duke River area (GMS 5-18, 5-20, 5-21, 6-08, 6-09)
- ▶ Tatchun area (GMS 3-20, 4-12 to 4-15)

Caribou

Females and immature males have similar antlers. Take a closer look.



Immature and mature males

Restrictions

Female caribou are protected from hunting.

Fortymile caribou herd

There are two ways to hunt the forty mile caribou herd. You are not eligible to harvest a forty mile caribou if you have already harvested a woodland caribou.

► Summer registration hunt

- **Dates:** August 1, 2023 to September 9, 2023
- **Game Management Subzones:** 3-01, 3-04, and portions of 3-02 west of Browns Creek and Twelve Mile Creek;
- **Permits:** Summer registration permits are available on a first come first serve basis beginning in late July. We only issue a limited number of permits for each block of specific hunt dates. You must visit an Environment office to obtain a summer permit.
- **Mandatory submission:** You must submit a harvest report and biological submission of incisor bar within 72 hours of harvest.

► Winter threshold hunt

- **Dates:** December 1, 2023 to March 31, 2024 or until notice of public closure when the threshold of animals have been harvested.
 - **Game Management Subzones:** 2-19 to 2-21, 2-24, 3-01 to 3-04, 3-06, and portions of 3-07, 3-10, 3-12;
 - **Permits:** winter threshold permits are auto-issued with the purchase of a caribou tag.
 - **Mandatory submission:** You must submit a harvest report and biological submission of incisor bar within 72 hours of harvest.
- until a public notice of closure.

The winter hunt is a threshold hunt. When the allowable harvest of caribou is reached,

these subzones will be closed to caribou hunting for the season.

Pay attention to road signs, radio ads and social media, and look for updates on [yukon.ca/threshold-hunts](https://www.yukon.ca/threshold-hunts). For the winter hunt, you can also call the threshold hunt hotline at **1-833-560-HUNT (4868)**.

You are not eligible for this hunt if you harvest one woodland caribou or two caribou total this hunting season.

Nelchina caribou herd

There is a threshold hunt for the Nelchina caribou herd in Game Management Subzones 5–04, 5–05 and a portion of 5–06. The hunt will run from December 1, 2023 to March 31, 2024 or when the threshold limit of 25 caribou is met – whichever happens first. If the Chisana caribou herd enters the Nelchina threshold hunt subzones, the hunt will be closed to protect the Chisana caribou herd. More details are available on [yukon.ca/threshold-hunts](https://www.yukon.ca/threshold-hunts) before the hunt begins. Hunting opportunities will depend on the herd's migration into the Yukon from Alaska, which may not occur every year. A permit to hunt the Nelchina herd will be automatically added to your hunting licence with the purchase of a caribou tag. Make sure to read the conditions included on your licence. Harvest of a Nelchina caribou must be reported within 72 hours and the lower incisor bar submitted.

Pay attention to road signs, radio ads and social media, and look for updates on [yukon.ca/threshold-hunts](https://www.yukon.ca/threshold-hunts). For the winter hunt, you can also call the threshold hunt hotline at **1-833-560-HUNT (4868)**.

Attaching the seal

You can attach caribou seals:

- ▶ around the base of an antler; or
- ▶ the tendon of a hindquarter.

Mandatory harvest reporting

You must report your caribou harvest to the Department of Environment:

- ▶ for caribou harvested in open areas or under a Permit Hunt Authorization (PHA draw) no later than **15 days** after the end of the month in which you killed it;
- ▶ for caribou harvested under a non-PHA permit within **72 hours** of killing it; or
- ▶ upon the request of a conservation officer.

Compulsory submission for Threshold Caribou

If you hunt Threshold Caribou, you must deliver the incisor bar to a conservation officer or wildlife technician:

- ▶ within **72 hours** for a threshold or registration hunt; or
- ▶ upon the request of a conservation officer.

Compulsory submission for Non-PHA Permit Caribou

If you hunt a caribou under the authority of a non-PHA permit you must deliver the incisor bar to a conservation officer or wildlife technician:

- ▶ within **72 hours** for a threshold or registration hunt; or
- ▶ upon the request of a conservation officer.

Evidence of sex and species

- ▶ Penis, testicles or scrotum attached to the carcass.

Voluntary samples

To help wildlife studies, you can deliver these samples to Department of Environment offices.

- ▶ Complete hide (legs not required) or the front half of the hide ending at the mid-back area. We will return this to the hunter upon request.
- ▶ Whole head.
- ▶ Any body parts or organs that look abnormal.
- ▶ Feces.
- ▶ Parasites.

Do not consume any body parts that are returned to you.

Male caribou during rut

We do not recommend harvesting mature males during the rut. The rut typically takes place mid-September to mid-October. The meat of a large male caribou during rut may have a very strong taste. Many people find it unpleasant.

Herds closed to hunting

The Chisana caribou herd has been removed from the specially protected list but is closed to hunting.

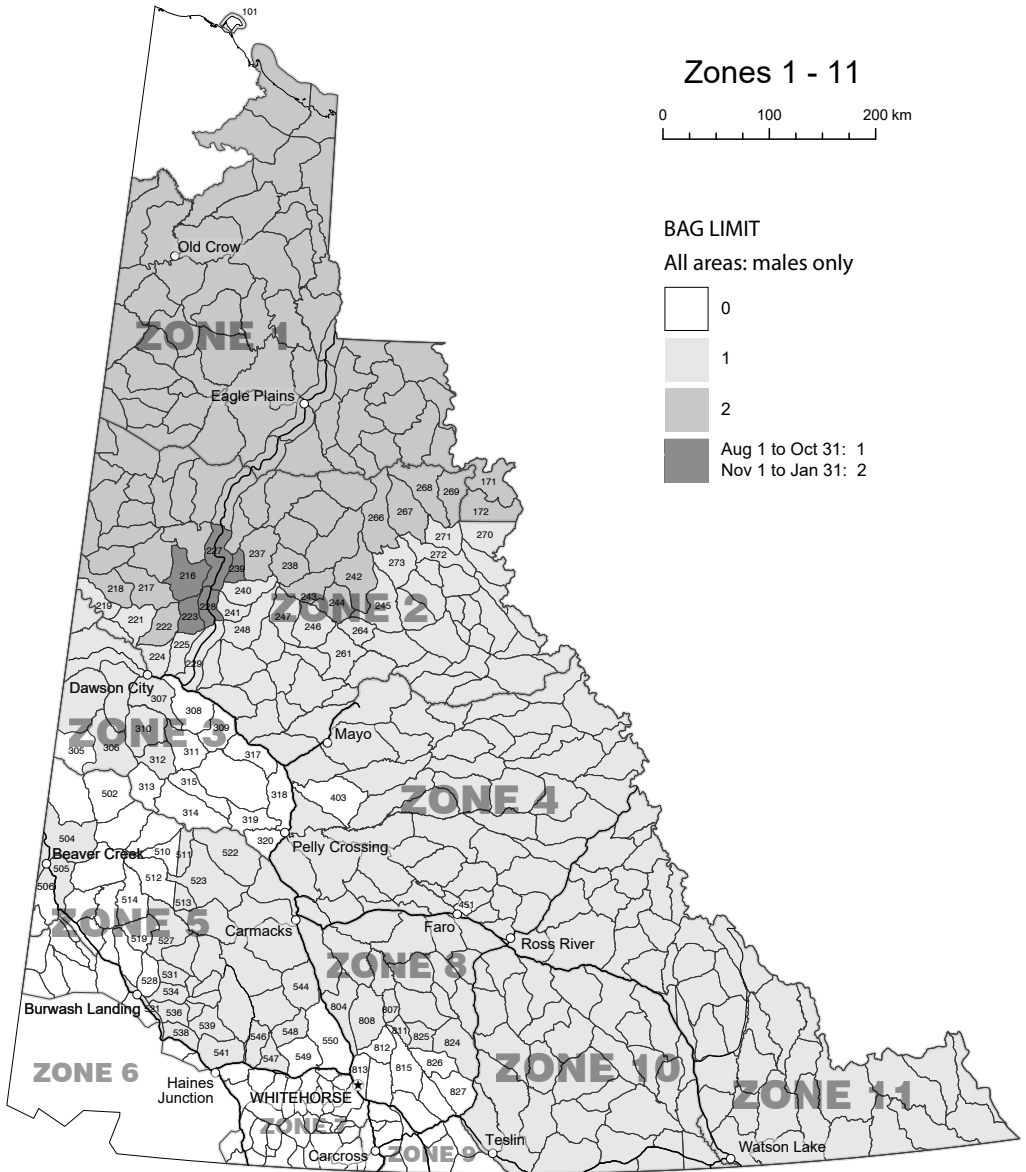
Caribou bag limits for licensed hunters

The territory-wide bag limit for licensed hunters is two male caribou. Area limits differ.

The map on the next page illustrates the different areas for these limits.

Some subzones are subject to Permit Hunt Authorizations, limited hunts or are closed to hunting caribou. Check the harvest charts on pages 54-70.

Caribou Bag Limits for licensed hunters



- ▶ All licensed hunters are limited to **one male only** when hunting woodland caribou in the central and southern Yukon.
- ▶ All licensed hunters are limited to **two males only** when hunting Porcupine caribou in the northern Yukon.
- ▶ If you harvested a woodland caribou, you are not eligible to hunt the Fortymile or Nelchina caribou herd.

Example of bag limits:

1. You harvest one male woodland caribou in the central Yukon.
2. You can no longer hunt woodland, Fortymile or Nelchina caribou in the Yukon. You have reached the area limit.
3. You can still hunt one male caribou from the Porcupine caribou herd in the northern Yukon. If you harvest an animal, this brings you to the territory-wide limit of two caribou.



Hart River caribou herd

Game Management Subzones 2-16, 2-23, 2-27, 2-28 and 2-39 has woodland caribou from the Hart River caribou herd (area limit 1) in the fall and Porcupine caribou (area limit 2) in the winter. See page 56 for more details.

Wood bison

Restrictions

You can only hunt wood bison with a permit. Because of this permit, wood bison seals are available exclusively from Department of Environment offices. You will get this permit for free when you purchase a wood bison seal. Season dates vary by subzone or area.

Interest in hunting bison is steadily increasing each year. If there are concerns about the sustainability of the harvest, we will close wood bison hunting for the rest of the season. This decision is made through the Bison Technical Committee. The committee includes the Government of Canada, Government of Yukon, affected First Nations governments, affected Renewable Resources Councils and the Yukon Fish and Wildlife Management Board.

Before you hunt, check Yukon.ca/bison-hunt for updates.

Firearm requirements

- ▶ A centrefire rifle, .30 calibre or larger, with minimum 180 grain bullets (premium bullets strongly recommended) and minimum 2,800 ft./lb. energy at the muzzle. A .30-06 calibre is the baseline rifle.

OR

- ▶ A black powder rifle, .50 calibre or larger, firing an elongated bullet with a minimum 90 grain charge.

OR

- ▶ A black powder rifle, .54 calibre or larger, firing a round ball with a minimum 120 grain charge.

Hunters using a black powder rifle must have a centrefire rifle that meets the firearm requirement for hunting wood bison as back up.

It's against the law to use bows to hunt bison.

Attaching the seal

You should attach wood bison seals to the tendon on a hindquarter.

Mandatory harvest reporting

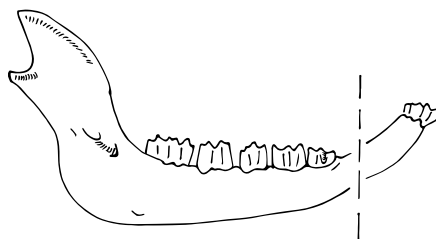
You must report your wood bison harvest to the Department of Environment within **10 days** of killing it.

Compulsory submission

You must deliver the incisor bar to a conservation officer or wildlife technician:

- ▶ no later than **15 days** after the end of the month in which you killed the wood bison; or
- ▶ upon the request of a conservation officer.

Please leave a bit of flesh on the incisor bar for a DNA sample.



An incisor bar for compulsory submission. Cut the jaw where indicated.

Voluntary samples

To help wildlife studies, you can deliver these samples to Department of Environment offices.

- ▶ Whole head.
- ▶ Any body parts or organs that look abnormal.
- ▶ Feces.
- ▶ Parasites.

Do not consume any body parts that are returned to you.

Wounded bison

Wounded bison can suffer from bullet injuries and in many cases die a slow, painful death, even if they appear unwounded after the shot. Make every effort to track down and kill a bison you have wounded. It is your legal obligation to make every reasonable effort to retrieve wounded wildlife.

For information about safety around bison, visit Yukon.ca/bison-hunt.

Avoid active traplines

Bison hunters are asked to respect trapping areas by staying off active trapline trails and out of private cabins.

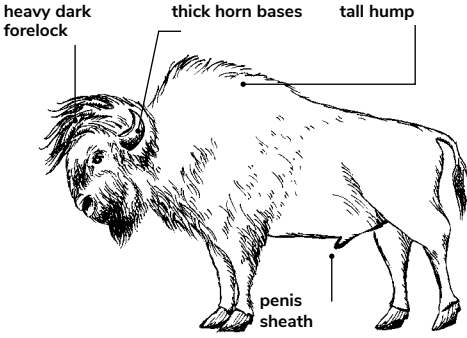
Respect bison

Bison are a valued species that have been reintroduced to the Yukon as part of their global recovery. The Yukon is one of the only places in Canada where wild bison are accessible to hunters. Treat bison with the respect that you would other big game, such as moose or caribou.

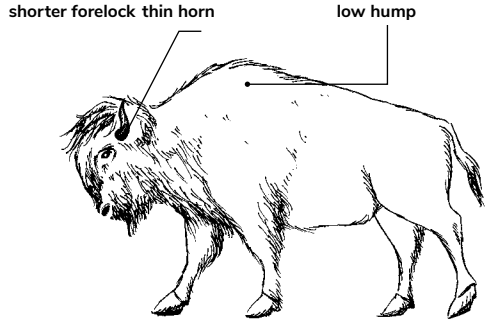
NOTE: Permission from the applicable First Nation is required to hunt bison on all Category A and Category B Settlement Land. See page 17-19 for details.

Detailed maps of the bison core range including Category A and Category B Settlement Lands are available to view or purchase at Department of Environment offices and to download from Yukon.ca/bison-hunt.

Male



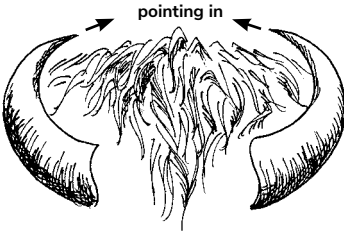
Female



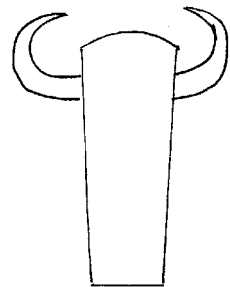
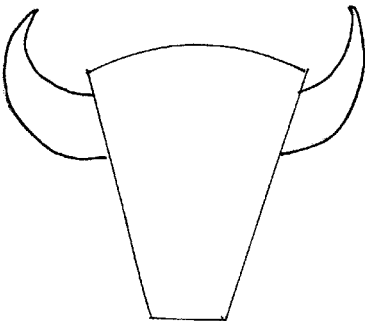
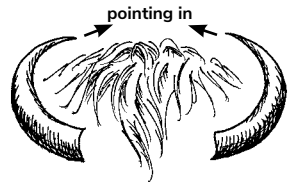
1 to 2 yrs

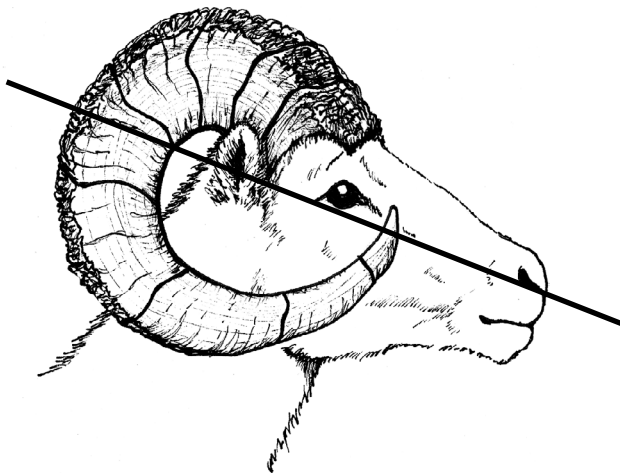


3 to 5 yrs



6 yrs +
older bison
may have
broken horn
tips





Restrictions

Male sheep with horns less than full curl and female sheep are protected from hunting.

The exception is male sheep eight years or older as determined by growth rings on the horns. Some hunters have shot under curl sheep they mistakenly believed were older than eight years. This can lead to serious consequences, including charges under the *Wildlife Act*.

When viewed from the side, with horn bases aligned, a full curl male has at least one horn that extends beyond a line running from the centre of the nostril through the lowermost edge of the eye. Check the horns carefully. Sheep horns viewed from below can appear longer than they really are.

If you aren't absolutely sure it's a full curl ram, DON'T SHOOT.

Brush up on your ability to spot full curl rams by watching "Yukon Sheep ID" on the Department of Environment's YouTube channel at [youtube.com/environmentyukon](https://www.youtube.com/environmentyukon).

Attaching the seal

You can attach sheep seals through an eye socket or nostril.

Mandatory harvest reporting and compulsory submission

You must report your sheep harvest to the Department of Environment and deliver the horns attached to the skull, including the eye sockets, to a conservation officer or wildlife technician:

- ▶ no later than **15 days** after the end of the month in which you killed it; or
- ▶ upon the request of a conservation officer.

Please skin the head and remove all tissue from behind the horns before you bring the submission to a Department of Environment office. A whole head will not fit in the measuring jig, especially a frozen one.

Evidence of sex and species

- ▶ Horns attached to the head or skull.

Identification plugs

A conservation officer or wildlife technician will insert a metal identification plug into all sheep horns submitted for inspection. These numbered plugs are necessary to combat theft and the illegal trade in sheep horns. It's against the law for anyone but a conservation officer or wildlife technician to remove or tamper with a plug.

Voluntary samples

To help wildlife studies, you can deliver these samples to Department of Environment offices.

- ▶ Swabs of the nasal cavity. Hunters can get sampling kits from Department of Environment offices. These kits include instructions to take nasal swabs in the field, when the tissues are at their most fresh. We use these swabs to test for bacteria that can cause pneumonia.
- ▶ Any body parts or organs that look abnormal.
- ▶ Feces.
- ▶ Parasites.

Do not consume any body parts that are returned to you.

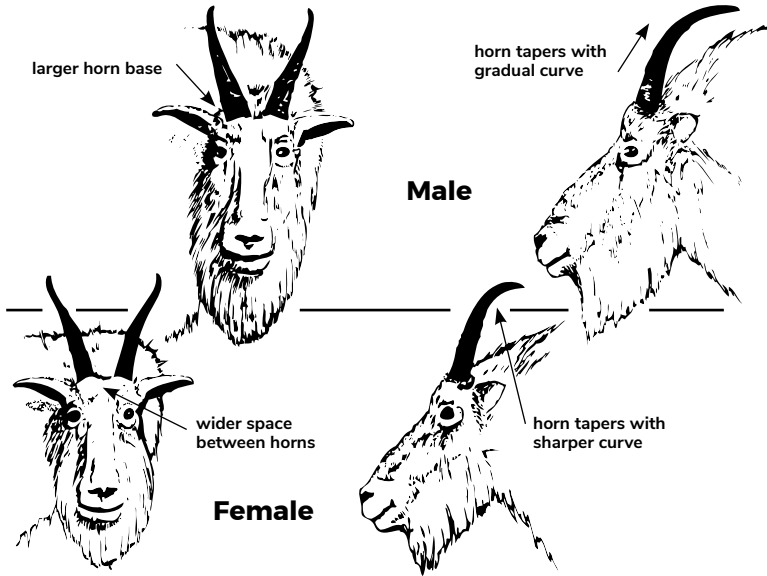
Kluane Wildlife Sanctuary sheep permit

The Kluane First Nation Final Agreement allows two sheep permits to be offered annually in the Kluane Wildlife Sanctuary, at the discretion of the Minister of Environment and the First Nation. One permit goes to a Yukon resident hunter through the permit hunt process. See page 9. The second permit can be auctioned to a non-resident hunter who will be guided by a Yukon outfitter. Both the Minister of Environment and the First Nation have decided this year to not issue permits for the Kluane sheep due to conservation concerns with the local sheep population. This opportunity will be re-evaluated next hunting season.

Areas vulnerable to over-hunting

Sheep are in danger of over-hunting in the area below.

- ▶ Brooks Arm Sheep Management Unit near Kluane (GMS 5-18, 5-20, 5-28)
- ▶ Check Yukon.ca before hunting sheep in this area.



Restrictions

Female mountain goats with young are protected from hunting.

Attaching the seal

You can attach mountain goat seals to the hide, through the eye socket or nostril.

Mandatory harvest reporting and compulsory submission

You must report your goat harvest to the Department of Environment and deliver the horns attached to the skull to a conservation officer or wildlife technician:

- ▶ no later than **15 days** after the end of the month in which you killed it; or
- ▶ upon the request of a conservation officer.

Evidence of sex and species

- ▶ Horns attached to the head or skull.

Voluntary samples

To help wildlife studies, you can deliver these samples to Department of Environment offices.

- ▶ Swabs of the nasal cavity. Hunters can get sampling kits from Department of Environment offices. These kits include instructions to take nasal swabs in the field, when the tissues are at their most fresh. We use these swabs to test for bacteria that can cause pneumonia.

- ▶ Any body parts or organs that look abnormal.
- ▶ Feces.
- ▶ Parasites.

Do not consume any body parts that are returned to you.

Wanted: Yukon goat observations

The Government of Yukon is studying goat distribution and population size. If you come across mountain goats while in the backcountry, pass along this information to environmentyukon@yukon.ca. Useful information includes the date of your observation, the location (GMS or a more detailed location description) and a photograph if possible.

Choose male goats

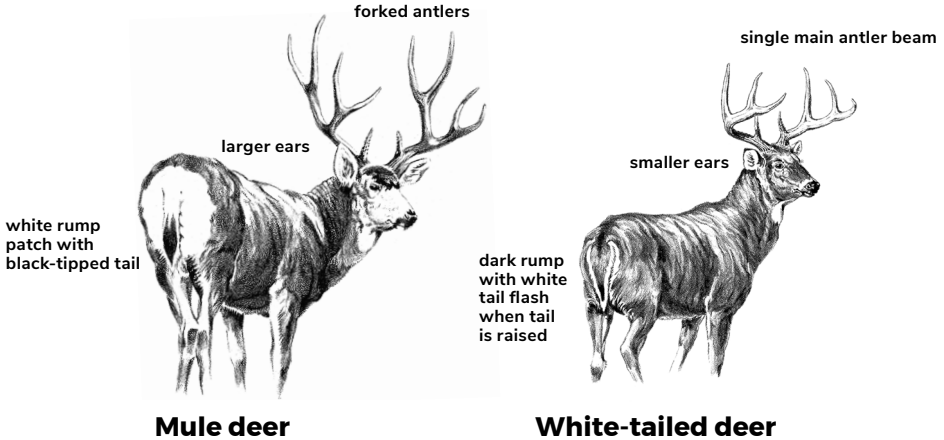
Mountain goats have lower population growth rates than other ungulates, and adult female survival strongly influences whether or not a population is increasing or decreasing. You are encouraged to select male goats. Males tend to be solitary and are up to 30 per cent larger than females. They stretch forward to urinate, while females squat. Study the size and shape of the horns using the illustration on the previous page.

There were hunters here before

As you hunt in alpine areas, you may find traces of other hunters who have used these areas over thousands of years, like ancient animal remains and prehistoric artifacts. These items provide scientists with valuable information about the past and ecological changes over time.

Report any findings to the Government of Yukon's Yukon Archaeology Program or to the local First Nation. Your cooperation will help add to our knowledge of the Yukon's past. It's against the law to disturb or remove objects from these sites.

For more information, phone the Yukon Archaeology Program at 867-667-5983 or toll free in the Yukon at 1-800-661-0408, ext. 5983, or email heritage.resources@yukon.ca.



Restrictions

Female deer are protected from hunting. Female deer do not have antlers.

You need a permit to hunt deer. Apply for a permit through the Permit Hunt Authorization (PHA) lottery. See page 8.

Attaching the seal

You can attach deer seals:

- ▶ around the base of an antler; or
- ▶ the tendon of a hindquarter.

Mandatory harvest reporting and compulsory submission

You must report your deer harvest to the Department of Environment and deliver the whole hide and the whole head with the antlers attached to a conservation officer or wildlife technician:

- ▶ no later than **15 days** after the end of the month in which you killed it; or
- ▶ upon the request of a conservation officer.

Roll up the hide hair-side in and place in a bag to deliver it as soon as possible. We will check the hide for winter ticks. Heads will be sampled and are not damaged. We will return hides and heads to the hunter upon request. Do not consume any body parts that are returned to you.

Evidence of sex and species

- ▶ Head or skull attached to the antlers; or
- ▶ scrotum attached to the carcass.

Voluntary samples

To help wildlife studies, you can deliver these samples to Department of Environment offices.

- ▶ Any body parts or organs that look abnormal.
- ▶ Feces.
- ▶ Parasites.

Do not consume any body parts that are returned to you.

Wanted: deer sightings



Report unusual deer sightings to the moose, elk and deer biologist at 867-332-5434 or toll free in the Yukon at 1-800-661-0408, ext. 5787. This voluntary information helps the Government of Yukon track the health and distribution of deer populations.

Choose mule deer

We ask hunters to voluntarily avoid killing white-tailed deer. White-tailed deer are far less common than mule deer in the Yukon. Even a small harvest could be harmful to their population. See the illustration on the previous page for how to distinguish between mule and white-tailed deer.

Testing heads and hides from deer

Submission of the head and hide are compulsory for licensed hunting of deer. We encourage submission of heads and hides from First Nations hunters who hunt deer under their subsistence harvest rights for an additional contribution to our ongoing surveillance of chronic wasting disease and winter ticks.

**Male****Female**

Restrictions

You need a permit to hunt elk. There are three types of permits.

Permit Hunt Authorization

Hunting in the elk buffer areas (Breaburn (EL15) and Takhini (EL23)) is by Permit Hunt Authorization lottery only. Permits are time and location specific. See page 8.

Elk Adaptive Wildlife Act permits

Eight adaptive Wildlife Act elk permits will be offered through the elk PHA. These opportunities will be offered under a new Takhini hunt code area (EL24) for elk that are bulls and have 5 point antlers or less.

Elk exclusion area permits

The elk exclusion area includes all the Game Management Zones except:

- ▶ GMZ 10;
- ▶ GMZ 11;
- ▶ the elk ranges (core and buffer area);
- ▶ GMS 4-03; and
- ▶ GMS 4-51.

Detailed maps of the elk core and buffer areas including Category A and Category B Settlement Lands are available to view or purchase at Department of Environment offices and to download from Yukon.ca/hunting.

Any Yukon resident hunter can get a permit to hunt elk in the elk exclusion area from April 1 to March 31. Because of this permit, elk seals are available exclusively from Department of Environment offices. You will get this permit for free when you purchase an elk seal.

Attaching the seal

You can attach elk seals:

- ▶ around the base of an antler; or
- ▶ the tendon of a hindquarter.

Mandatory harvest reporting and compulsory submission

You must report your elk harvest to the Department of Environment and deliver the complete head and hide (legs not required) to a conservation officer or wildlife technician:

- ▶ no later than **72 hours** after you killed it; or
- ▶ upon the request of a conservation officer.

Roll up the hide hair-side in and place it in a bag to deliver it as soon as possible. We will check the hide for winter ticks. Heads will be sampled and are not damaged. We will return hides and heads to the hunter upon request. Do not consume any body parts that are returned to you.

Evidence of sex and species

- ▶ Head or skull attached to the antlers; or
- ▶ the mammary glands or scrotum attached to the carcass.

Voluntary samples

To help wildlife studies, you can deliver these samples to Department of Environment offices.

- ▶ Any body parts or organs that look abnormal.
- ▶ Feces.
- ▶ Parasites.

Do not consume any body parts that are returned to you.


Wanted: elk sightings

Report unusual elk sightings to the moose, elk and deer biologist at 867-332-5434 or toll free in the Yukon at 1-800-661-0408, ext. 5434. This voluntary information helps the Government of Yukon track the health and distribution of elk populations.

NOTE: Permission from the applicable First Nation is required to hunt elk on all Category A and Category B Settlement Land. See pages 17-19 for details.

Grizzly bears

Is it a grizzly or a black bear?



Grizzly bear

1. Highest point of back is muscular hump over front shoulders.
2. In profile, brow gives face a dished or concave look. Not as well defined in yearlings.
3. Front claws are light coloured, 10 cm long or longer, slightly curved.



Black bear

1. Highest point of back is over the hind legs. No prominent shoulder hump.
2. In profile, muzzle is straight and long.
3. Front claws are dark coloured, relatively short and well curved.

Restrictions

All cubs and female grizzly bears with cubs are protected from hunting. A grizzly bear cub is any grizzly bear less than three years old. Bears that have big ears relative to the size of their head are probably cubs.

It's against the law to use bait for bear hunting.

The bag limit for grizzly bears in all open subzones is one bear every three licence years. This means if you harvested a grizzly bear in the 2021-2022 or 2022-2023 season, you are not eligible to hunt another grizzly bear anywhere in the Yukon in the 2023-2024 season.

Roadside bear hunting prohibited on certain roads and highways south of Whitehorse

Grizzly bear hunting is prohibited within 100 metres of the centre line of the following roads and highways.

- ▶ Alaska Highway from the M'Clintock River Bridge to Jakes Corner
- ▶ Tagish Road
- ▶ Atlin Road to the BC border
- ▶ South Klondike Highway from Carcross Cutoff to the BC border

Attaching the seal

You should attach grizzly bear seals to the hide.

Mandatory harvest reporting and compulsory submission

You must report your grizzly bear harvest to the Department of Environment and deliver the evidence of sex and species to a conservation officer or wildlife technician:

- ▶ no later than **15 days** after the end of the month in which you killed it; or
- ▶ upon the request of a conservation officer.

Evidence of sex and species

Male:

- ▶ complete skull; and
- ▶ baculum (penis bone) or penis sheath and scrotum **attached to the hide**.

Female:

- ▶ complete skull and;
- ▶ vulva **attached to the hide**.

Voluntary samples

To help wildlife studies, you can deliver these samples to Department of Environment offices.

- ▶ Specific kill location and a small hide sample.

Choose a male

As the producer and caregiver, females are very important for sustaining grizzly bear populations. Research shows that grizzly bear populations are better able to sustain a harvest that is mostly males.

It is difficult to tell the sex of a bear in the field. Unless you have considerable experience distinguishing males from females, **avoid hunting bears that are travelling together**. Bears travel together as spring breeding pairs, as two- or three-year-olds, and as families of females with new cubs, yearlings, or two-year-old offspring.

If you do encounter a bear on its own, use these tips to help determine its sex:

- ▶ Adult male grizzly bears are generally dark. They have smooth fur, tiny ears, wide shoulders, square heads and long necks.
- ▶ A female urinates behind her back legs. A male urinates in front of his back legs.
- ▶ Grizzly bears found in high alpine areas are probably females.

Watch the 68-minute video *Take a Closer Look* for more information on identifying the sex and age of Yukon grizzly bears. It's available on loan from your community library or Department of Environment office, or you can buy it from the Yukon Fish and Game Association.



Garbage kills bears

When a bear associates people with garbage, it can become used to this and might have to be killed. Pack all of your garbage out of the bush. Burying flattened cans doesn't work. Bears and other animals will dig them up.

It's against the law to leave food, garbage or other attractants where bears or other dangerous wildlife can get them.

Defending life or property

If you are forced to kill a bear in defence of life or property, you must report the kill to a conservation officer as soon as practicable. Then you will need to bring the head and the pelt with claws attached to a Department of Environment office. Read more about non-hunting kills on page 25.

See illustration under grizzly bears on page 48.

Restrictions

All cubs and female black bears with cubs are protected from hunting. A black bear cub is any black bear less than two years old. Any black bears found together in autumn are likely a female and cubs. A female black bear may hide her cubs in a tree for up to five hours while she feeds. Make sure that the bear you are hunting is alone.

It's against the law to use bait for bear hunting.

Attaching the seal

You can attach black bear seals to the hide or skull.

Mandatory harvest reporting and compulsory submission

You must report your black bear harvest to the Department of Environment and deliver the complete skull to a conservation officer or wildlife technician:

- ▶ no later than **15 days** after the end of the month in which you killed it; or
- ▶ upon the request of a conservation officer.

Voluntary samples

To help wildlife studies, you can deliver these samples to Department of Environment offices.

- ▶ Specific kill location and small hide sample.

Abandoning the meat or pelt

Hunters can take **either** the meat or the pelt of a black bear without penalty for abandoning the other. However, abandoning **both** is against the law.

While you can leave behind either the meat or pelt of a black bear, we encourage you to take all usable parts of any animal you harvest. First Nations traditional teachings involve showing respect for wildlife. One principle is to take only what you need, and use all that you take.

Black bears in the Southern Lakes

Many black bears have been killed in defence of life and property in the Southern Lakes region. Consider this when you plan your bear hunt this year. For tips on how to reduce human-wildlife conflict, see Yukon.ca/report-human-wildlife-conflict.

You can hunt coyotes and wolves with a big game hunting licence. You can only hunt wolverines with a big game hunting licence as a resident hunter or if you are guided by a registered Yukon outfitter. It's against the law to waste the pelts of these animals.

Hunting for wolf and coyote in Game Management Zone 5

Hunters with a permit for wood bison can use a snowmobile to retrieve wolves and coyotes they harvested anywhere in Game Management Zone 5, including on or off the designated routes. See page 61.

Mandatory harvest reporting

You must report your coyote harvest to the Department of Environment:

- ▶ no later than **15 days** after the end of the month in which you killed it; or
- ▶ upon the request of a conservation officer.

You will report your wolf or wolverine harvest when you meet the pelt sealing requirements below.

Compulsory pelt sealing

Wolf and wolverine pelts must be sealed with a numbered metal furbearer seal. A conservation officer or licensing agent at a Department of Environment office will seal the pelt when you submit it. There is no sealing requirement for coyote.

Wolf

Submit the pelt to a conservation officer by the date that comes first:

- ▶ **April 15**; or
- ▶ **before** the pelt is sold or transferred.

There is no sealing fee.

Wolverine

Submit the pelt to a conservation officer by the date that comes first:

- ▶ no later than **15 days** after the end of the month in which you killed the animal; or
- ▶ **before** the pelt is sold or transferred.

We charge a \$10.00 (GST extra) sealing fee.

You need a permit before you can sell a wolverine pelt, skull or any other part. You can get one from a Department of Environment office.

Voluntary samples

To help wildlife studies, you can deliver these samples to Department of Environment offices.

- ▶ Specific kill location and small hide sample from wolf harvests.

Specially protected and other wildlife

Cougars

All cougars are protected from hunting.

Regular reports of cougar sightings suggest a small number of cougars might be present in the Yukon. Cougar sightings occur in areas with mule deer and elk – its prime food sources. Report all cougar sightings to the Department of Environment.

For information about safety around cougars, visit Yukon.ca/cougar-safety.

Muskox

Muskox were removed from the specially protected designation in 2003 but are not open to licensed hunting.

Approximately 200 muskoxen live on the Yukon North Slope. Small groups or individual muskox may sometimes show up near Eagle Plains, Old Crow and Tombstone Territorial Park. Report sightings of muskox to the Dawson regional biologist at 867-993-6461.

Polar bears

Polar bears are only open to subsistence harvest by beneficiaries of the *Inuvialuit Final Agreement*. There is no licensed harvest of polar bear in the Yukon.

Find out more about Yukon protected species and species at risk by visiting Yukon.ca/species-risk.

Summary of harvest reporting and other deadlines and requirements for big game species

Species	Harvest report deadline	Biological/ compulsory submission deadline	Samples required	Evidence of sex/ species
Moose: areas with threshold hunts	72 hours after the kill	n/a	n/a	Head or skull attached to antlers, or scrotum attached to carcass
Moose: all other areas	15 days after the end of the month in which the animal was killed	n/a	n/a	
Caribou: Fortymile herd and Nelchina herd	72 hours after the kill		Incisor bar	Penis, testicles or scrotum attached to carcass
Caribou: other herds	15 days after the end of the month in which the animal was killed	n/a	n/a	
Wood bison	10 days after the kill	15 days after the end of the month in which the animal was killed	Incisor bar	n/a

Special area restrictions

Ivvavik National Park, Vuntut National Park, and Herschel Island-Qikiqtaruk Territorial Park

These parks are closed to licensed hunting.

Subzones 1-02, 1-03, 1-06 to 1-11, 1-16 and 1-20 are part of Ivvavik and Vuntut National Parks and are not labelled on the map or the harvest chart.

Dempster Highway development corridor

The Dempster Highway development corridor extends to eight kilometres on either side of the centre line of the Dempster Highway from kilometre 68 to the Northwest Territories border.

- ▶ **Off-road vehicles:** You cannot use off-road vehicles, including all terrain vehicles and motorized trail bikes, within the Dempster Highway development corridor.
- ▶ **Snowmobiles:** You cannot use snowmobiles within the Dempster Highway development corridor until the ground is covered with snow. We will lift restrictions on snowmobile use each fall when conditions are appropriate. We will advertise this in local media and at Yukon.ca/hunting-regulations.

Grizzly bears in the Ni'iinlii Njik (Fishing Branch) Wilderness Preserve

The Government of Yukon respectfully asks all hunters not to hunt grizzly bears inside the Ni'iinlii Njik (Fishing Branch) Wilderness Preserve. The Vuntut Gwitchin First Nation is asking its citizens to comply with this request as well.

Bear hunting has been prohibited in the Fishing Branch Ecological Reserve at the centre of this protected area since 1993.

Sheep hunting in the Richardson Mountains (GMS 1-25 and 1-28)

Two sheep permits are available for GMS 1-25 and 1-28. Mount Dennis is excluded from the permit hunt area.

Season dates and bag limits

The bag limits listed under each zone (page 54-70) are territory-wide bag limits. For example, you can shoot only one moose each year in the Yukon, not one moose in each zone.

Exception: Caribou hunters have area limits and territory-wide limits. See page 36.

Game Management Subzone boundary clarification

Where the boundary of a Game Management Subzone (GMS) follows the line of a road, creek, river, lake or the channel of a river, it shall, unless otherwise clearly indicated, be deemed to follow the centre of that line.

For management purposes, the least restrictive regulation will apply for an entire island:

- ▶ when the GMS boundary follows the centre line of a river, lake, or the channel of a river;
- ▶ this line crosses an island wholly or partially; and
- ▶ two different management regulations are in place on either side of the island.

When an island lies **off** the centre line of a river, lake or the channel of the river and is not crossed by a boundary line, it is deemed to be inside the GMS and the regulations for that GMS apply.

Species	Season dates	Bag limit
Male moose 1-01	CLOSED	CLOSED
1-04, 1-05, 1-12 to 1-15, 1-17 to 1-19, 1-21 to 1-72	Aug 1 to Oct 31	One
Male caribou 1-01	CLOSED	CLOSED
1-04, 1-05, 1-12 to 1-15, 1-17 to 1-19, 1-21 to 1-72	Aug 1 to Jan 31	Two See explanatory map on page 36.
Wood bison All subzones	CLOSED	CLOSED
Male sheep 1-25, 1-28 PHA lottery only (see page 8-10)	Aug 1 to Sept 15	One
1-01, 1-04, 1-05, 1-12 to 1-15, 1-17 to 1-19, 1-21 to 1-24, 1-26, 1-27, 1-29 to 1-72	CLOSED	CLOSED
Male deer 1-01 to 1-14	CLOSED	CLOSED
1-15, 1-17 to 1-19, 1-21 to 1-72 PHA lottery only (see page 8-10)	Aug 1 to Nov 30	One
Elk All subzones except 1-01 Permit required (see page 47)	April 1 to Mar 31	One
Spring black bear 1-01	CLOSED	CLOSED
1-04, 1-05, 1-12 to 1-15, 1-17 to 1-19, 1-21 to 1-72	Apr 15 to June 21	Two (total) each licence year
Fall black bear 1-04, 1-05, 1-12 to 1-15, 1-17 to 1-19, 1-21 to 1-72	Aug 1 to Nov 15	
1-01	CLOSED	CLOSED
Spring grizzly bear 1-39, 1-53, 1-54	CLOSED	CLOSED
1-15, 1-17 to 1-19, 1-21 to 1-38, 1-40 to 1-52, 1-55 to 1-72	Apr 15 to June 21	One (total) every three licence years
1-01, 1-04, 1-05, 1-12 to 1-14	CLOSED	CLOSED
Fall grizzly bear 1-01, 1-04, 1-05, 1-12 to 1-14	CLOSED	The Yukon North Slope falls within the Inuvialuit Settlement Region and Inuvialuit have preferential harvesting rights for this species.
1-15, 1-17 to 1-19, 1-21 to 1-38, 1-40 to 1-52, 1-55 to 1-72	Aug 1 to Nov 15	One (total) every three licence years
1-39, 1-53, 1-54	CLOSED	CLOSED
Wolverine 1-01, 1-04, 1-05, 1-12 to 1-14	CLOSED	CLOSED
1-15, 1-17 to 1-19, 1-21 to 1-72	Aug 1 to Oct 31	One
Wolf 1-01, 1-04, 1-05, 1-12 to 1-14	CLOSED	CLOSED
1-15, 1-17 to 1-19, 1-21 to 1-72	Aug 1 to Mar 31	Seven
Coyote 1-01, 1-04, 1-05, 1-12 to 1-14	CLOSED	CLOSED
1-15, 1-17 to 1-19, 1-21 to 1-72	Aug 1 to Mar 31	No limit
Muskox All subzones	CLOSED	CLOSED

Special area restrictions

Fortymile caribou herd

There is a limited summer registration hunt in place for Fortymile caribou (GMS 2-19 to 2-21, 2-24). See page 34.

Mayo area moose threshold hunt

There is a threshold hunt of 11 moose in place for the Mayo area (GMS 2-56, 2-58, 2-59, 2-62 and 2-63). See page 32-33 for special requirements and other details.

Special guiding non-residents for moose in these subzones is prohibited.

Dempster Highway development corridor

The same rules apply as in Zone 1. See page 54.

Hunting in Tombstone Territorial Park

While hunting is allowed in Tombstone Territorial Park, use caution and consideration. Others might also be using the area. Please don't leave gut piles on or near trails.

Hart River caribou herd

To help conserve the harvest of the Hart River caribou herd, GMS 2-16, 2-23, 2-27, 2-28 and 2-39 are closed to caribou hunting after October 31. If Porcupine caribou are in the area in sufficient numbers, we may open these subzones to caribou hunting. Check with the Department of Environment before you head out to hunt to see if you are allowed to hunt in these subzones (south Dempster Highway) after October 31.

Support the Hides for Habitat project

If you get a moose, caribou or bear this season, you'll have an opportunity to contribute to wildlife conservation while making full use of the animal. Donate the hide to the Hides for Habitat project and the revenue from its sale will be used to fund habitat conservation and anti-poaching efforts.

Each hide has a value of \$25.00 to \$50.00 depending on its condition. The hides will be tanned and then sold for use in making clothing and crafts. The Yukon Fish and Game Association, in cooperation with the Government of Yukon, will use 100 per cent of the revenue for conservation efforts, not office expenses.

Well-fleshed hides with few holes have the highest value. Dried hides have the lowest value. So please bring in your hides fresh, frozen or salted. (Salted hides should be well fleshed out to make sure the salt can penetrate.) Half hides are also accepted.

If you live in Whitehorse, bring your moose, caribou and bear hides to Tutshi Tanning Limited at 48 MacDonald Road in Porter Creek (867-633-4293). If you live outside of Whitehorse, contact your local conservation officer.

Species	Season dates	Bag limit
Male moose 2-01 to 2-55, 2-57, 2-60, 2-61, 2-64 to 2-93	Aug 1 to Oct 31	One
2-56, 2-58, 2-59, 2-62, 2-63	Sept 1 to Oct 31, or until the number of moose harvested reaches the threshold.	One
Male caribou Woodland caribou 2-45, 2-52 to 2-59, 2-65, 2-70 to 2-93	Aug 1 to Oct 31	One See explanatory map on page 36
Male Hart River caribou 2-16, 2-23, 2-25, 2-27 to 2-29, 2-39 to 2-41, 2-46 to 2-51, 2-60, 2-61	Aug 1 to Oct 31	
Male Porcupine caribou 2-01 to 2-15, 2-17, 2-18, 2-22, 2-26, 2-30 to 2-38, 2-42 to 2-44, 2-66 to 2-69	Aug 1 to Jan 31	Two See explanatory map on page 36
Male Porcupine caribou 2-16, 2-23, 2-27, 2-28, 2-39	Nov 1 to Jan 31 only if Porcupine herd is in the area.	
Male Fortymile caribou 2-19 to 2-21, 2-24 (see page 34)	Dec 1 to March 31, or until the number harvested reaches the threshold.	One
Wood bison All subzones	CLOSED	CLOSED
Male sheep All subzones	Aug 1 to Oct 31	One
Male deer All subzones PHA lottery only (see page 8-10)	Aug 1 to Nov 30	One
Elk All subzones Permit required (see page 47)	April 1 to Mar 31	One
Spring black bear All subzones	Apr 15 to June 21	Two (total) each licence year
Fall black bear All subzones	Aug 1 to Nov 15	
Spring grizzly bear 2-26 to 2-28	CLOSED	CLOSED
2-01 to 2-25, 2-29 to 2-93	Apr 15 to June 21	One (total) every three licence years
Fall grizzly bear 2-01 to 2-25, 2-29 to 2-93	Aug 1 to Nov 15	
2-26 to 2-28	CLOSED	CLOSED
Wolverine All subzones	Aug 1 to Oct 31	One
Wolf All subzones	Aug 1 to Mar 31	Seven
Coyote All subzones	Aug 1 to Mar 31	No limit

Zone 3

Special area restrictions

Fortymile caribou herd

There is a limited summer registration and winter threshold hunt in place for Fortymile caribou (GMS 3-01 to 3-04, 3-06, portions of 3-07, 3-10, 3-12). See page 34.

Species	Season dates	Bag limit
Male moose All subzones	Aug 1 to Oct 31	One
Male caribou 3-05, 3-08, 3-09, 3-11, 3-13 to 3-20	CLOSED	CLOSED
Male Fortymile caribou (summer hunt) 3-01, 3-04, portion of 3-02 <i>Permit required (see page 34)</i>	Aug 1 to Sept 9, or until the number harvested reaches the threshold.	One
Male Fortymile caribou (winter hunt) 3-01 to 3-04, 3-06, portions of 3-07, 3-10, 3-12 <i>(see page 34)</i>	Dec 1 to March 31 or until the number harvested reaches the threshold.	One
Wood bison All subzones <i>Permit required (see page 38)</i>	Sept 1 to Mar 31	One
Male sheep All subzones	CLOSED	CLOSED
Male deer All subzones <i>PHA lottery only (see page 8-10)</i>	Aug 1 to Nov 30	One
Elk All subzones <i>Permit required (see page 47)</i>	April 1 to Mar 31	One
Spring black bear All subzones	Apr 15 to June 21	Two (total) each licence year
Fall black bear All subzones	Aug 1 to Nov 15	
Spring grizzly bear All subzones	Apr 15 to June 21	One (total) every three licence years
Fall grizzly bear All subzones	Aug 1 to Nov 15	
Wolverine All subzones	Aug 1 to Oct 31	One
Wolf All subzones	Aug 1 to Mar 31	Seven
Coyote All subzones	Aug 1 to Mar 31	No limit

Special area restrictions

Ddhaw Ghro Habitat Protection Area, formerly McArthur Wildlife Sanctuary

Ddhaw Ghro (GMS 4-03) is closed to all hunting.

Snowmobile use is prohibited in the Ddhaw Ghro Habitat Protection Area except in an emergency.

Faro area moose threshold hunt

There is a threshold hunt of 15 moose in place for the Faro area (GMS 4-44, 4-45 and 4-46). See page 32-33 for special requirements and other details.

Special guiding non-residents for moose in these subzones is prohibited.

Mayo area moose threshold hunt

There is a threshold hunt of 11 moose in place for the Mayo area (GMS 4-04 to 4-06). See page 32-33 for special requirements and other details.

Special guiding non-residents for moose in these subzones is prohibited.

GMS 4-51

Game Management Subzone 4-51 is closed to all big game hunting.

Ethel Lake caribou herd

The Government of Yukon asks all hunters not to hunt the Ethel Lake caribou herd (GMS 4-01 to 4-04, 4-09, 4-10). This herd is open to hunting, but cannot sustain a large harvest. The Mayo District Renewable Resources Council has recommended all hunters avoid harvesting from this herd until calf survival improves. The First Nation of Na-Cho Nyäk Dun and the Selkirk First Nation are asking their citizens to refrain from hunting this herd as well.

Species	Season dates	Bag limit
Male moose 4-03, 4-51	CLOSED	CLOSED
4-04 to 4-06	Sept 1 to Oct 31, or until the number of moose harvested reaches the threshold.	One
4-44 to 4-46	Aug 1 to Oct 31, or until the number of moose harvested reaches the threshold.	One
4-01, 4-02, 4-07 to 4-43, 4-47 to 4-50, 4-52	Aug 1 to Oct 31	One
Male caribou 4-03, 4-51	CLOSED	CLOSED
4-01, 4-02, 4-04 to 4-50, 4-52	Aug 1 to Oct 31	Area limit is one. See explanatory map on page 37.

Zone 4

Species	Season dates	Bag limit
Male caribou 4-03, 4-51	CLOSED	CLOSED
4-01, 4-02, 4-04 to 4-50, 4-52	Aug 1 to Oct 31	Area limit is one. See explanatory map on page 37.
Wood bison 4-03, 4-51	CLOSED	CLOSED
4-01, 4-02, 4-04 to 4-50, 4-52 <i>Permit required (see page 38)</i>	Sept 1 to Mar 31	One
Male sheep 4-03, 4-46, 4-47, 4-51, 4-52	CLOSED	CLOSED
4-01, 4-02, 4-04 to 4-45, 4-48 to 4-50	Aug 1 to Oct 31	One
Goat All subzones	CLOSED	CLOSED
Male deer 4-03, 4-51	CLOSED	CLOSED
4-01, 4-02, 4-04 to 4-50, 4-52 <i>PHA lottery only (see page 8-10)</i>	Aug 1 to Nov 30	One
Elk 4-03, 4-51	CLOSED	CLOSED
4-01, 4-02, 4-04 to 4-50, 4-52 <i>Permit required (see page 47)</i>	April 1 to Mar 31	One
Spring black bear 4-03, 4-51	CLOSED	CLOSED
4-01, 4-02, 4-04 to 4-50, 4-52	Apr 15 to June 21	Two (total) each licence year
Fall black bear 4-01, 4-02, 4-04 to 4-50, 4-52	Aug 1 to Nov 15	
4-03, 4-51	CLOSED	CLOSED
Spring grizzly bear 4-03, 4-51	CLOSED	CLOSED
4-01, 4-02, 4-04 to 4-50, 4-52	Apr 15 to June 21	One (total) every three licence years
Fall grizzly bear 4-01, 4-02, 4-04 to 4-50, 4-52	Aug 1 to Nov 15	
4-03, 4-51	CLOSED	CLOSED
Wolverine 4-03, 4-51	CLOSED	CLOSED
4-01, 4-02, 4-04 to 4-50, 4-52	Aug 1 to Oct 31	One
Wolf 4-03, 4-51	CLOSED	CLOSED
4-01, 4-02, 4-04 to 4-50, 4-52	Aug 1 to Mar 31	Seven
Coyote 4-03, 4-51	CLOSED	CLOSED
4-01, 4-02, 4-04 to 4-50, 4-52	Aug 1 to Mar 31	No limit

Boundary on highway

The southern boundary of this Game Management Zone on the Alaska Highway follows the centre line of the highway as far west as the Donjek River.

Special area restrictions

Takhini Hotspings Road

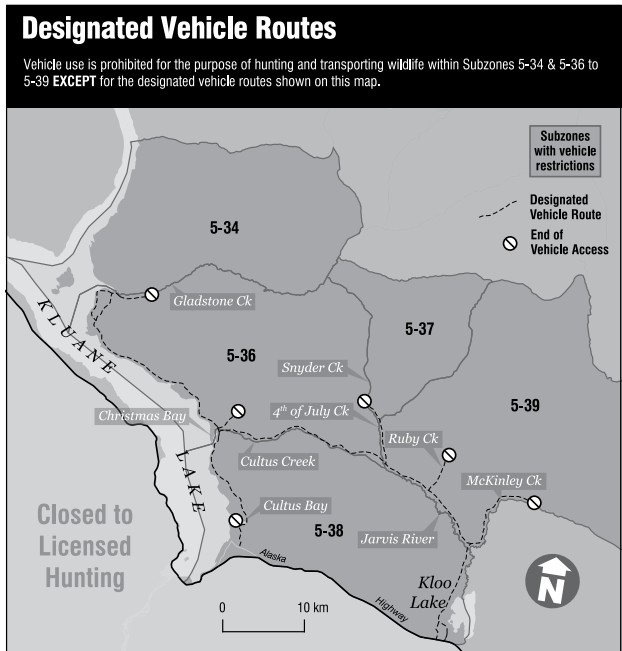
All hunting is prohibited within 800 metres of either side of the Takhini Hotspings Road from the Klondike Highway to 800 metres beyond the Takhini Hot Springs.

Vehicles must use designated routes in the East Kluane area

- ▶ You can use a snowmobile to hunt or retrieve wood bison in **all subzones** from November 1 to March 31. You cannot hunt or retrieve other species at any time outside of the **designated routes** except wolf and coyote.
- ▶ Bison hunters can use a snowmobile to hunt and retrieve wolf and coyote both on and off of the designated routes.
- ▶ Use of other motorized vehicles, including ATVs, for hunting or retrieval is also restricted to the designated routes and a three-kilometre highway corridor along the Alaska Highway adjacent to Game Management Subzone 5–38.

The designated routes are:

- ▶ Silver City to Cultus Bay
- ▶ Cultus Bay to Fourth of July Creek
- ▶ Fourth of July Creek road
- ▶ Cultus Bay to Gladstone Creek
- ▶ Gladstone Creek to Printers Creek
- ▶ the Old Alaska Highway between the Alaska Highway and Silver City
- ▶ the Alaska Highway between Jarvis River and Slims River Bridge
- ▶ Kloo Lake roads
- ▶ McKinley Creek trail
- ▶ Christmas Bay access road
- ▶ Jarvis River trail
- ▶ Ruby Creek trail



Zone 5

Using aircraft, except helicopters, to transport hunters for the purposes of hunting is allowed.

You can view or purchase a detailed map of designated routes at Department of Environment offices. You can also download it from Yukon.ca/hunting.

Use of motorized vehicles in GMS 5–38

You are allowed to use motorized vehicles for retrieval and transport of harvested wood bison within the three-kilometre zone adjacent to the Alaska Highway in **subzone 5–38 (between the Jarvis River and Silver City) from September 1 to October 31.**

Sheep hunting in GMS 5–21

A portion of Game Management Subzone 5–21 adjacent to Sheep Mountain is closed to licensed sheep hunting between the Slims River Bridge and Congdon Creek.

Fall bison season corridors

North Klondike Highway: a one-kilometre wide corridor along the west side of the North Klondike Highway between Whitehorse and Braeburn.

Alaska Highway: a three-kilometre wide corridor along the north side of the Alaska Highway between Whitehorse and the Slims River Bridge.

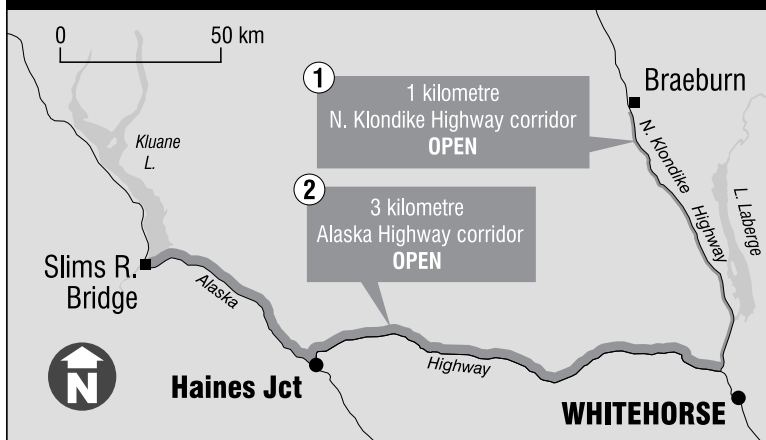
Fall Bison Season Highway Corridors

September 1st through October 31st

Fall bison season open areas include*:

- 1 1 km wide corridor along WEST side of North Klondike Highway between Whitehorse and Braeburn
- 2 3 km wide corridor along NORTH side of Alaska Highway between Whitehorse and Slims River bridge

*Hunting is prohibited beyond the 3 km extent of the Alaska Highway corridor and the 1 km extent of the North Klondike Highway corridor



See Yukon.ca/bison-hunt for the most current descriptions of the fall and winter bison hunting seasons.

You can view or purchase detailed maps of the bison core range and hunt areas at Department of Environment offices. You can also download them from Yukon.ca/hunting.

Species	Season dates	Bag limit
Male moose 5-22 to 5-24, 5-26	CLOSED	CLOSED
5-28, 5-30 to 5-42, 5-45 to 5-50 <i>PHA lottery only (see page 8-10)</i>	Aug 1 to Oct 31	One
5-01 to 5-21, 5-25, 5-27, 5-29, 5-43, 5-44, 5-51	Aug 1 to Oct 31	One
Male caribou 5-01 to 5-03, a portion of 5-06, 5-07 to 5-10, 5-12, 5-14 to 5-21, 5-28, 5-49 to 5-51	CLOSED	CLOSED
Nelchina caribou 5-04, 5-05, a portion of 5-06	Dec 1 to Mar 31 or until public notification of closure.	Area limit is One. See explanatory map on page 37.
5-11, 5-13, 5-22 to 5-27, 5-29 to 5-48 <i>PHA lottery only (see page 8-10)</i>	Aug 1 to Oct 31	
Wood bison 5-01, 5-04 to 5-07 <i>Permit required (see page 38)</i>	Sept 1 to Mar 31	One
Fall Bison Season Corridors as described <i>Permit required (see page 38)</i>	Sept 1 to Oct 31	One
5-02, 5-03, 5-08 to 5-51 <i>Permit required (see page 38)</i>	Nov 1 to Mar 31	One
Male sheep 5-01 to 5-49, 5-51	Aug 1 to Oct 31	One
5-21 between the Slims River Bridge and Congdon Creek	CLOSED	CLOSED
5-50 <i>PHA lottery only (see page 8-10)</i>	Aug 1 to Oct 31	One
Goat All subzones	CLOSED	CLOSED
Male deer All subzones <i>PHA lottery only (see page 8-10)</i>	Aug 1 to Nov 30	One
Elk Portions of 5-44 and 5-45, 5-47 to 5-50 <i>PHA lottery only (see page 8-10)</i>	See permit	One
5-01 to 5-43, portions of 5-44 and 5-45, 5-46, 5-51 <i>Permit required (see page 47)</i>	April 1 to Mar 31	One
Spring black bear All subzones	Apr 15 to June 21	Two (total) each licence year
Fall black bear All subzones	Aug 1 to Nov 15	
Spring grizzly bear All subzones	Apr 15 to June 21	
Fall grizzly bear All subzones	Aug 1 to Nov 15	One (total) every three licence years
Wolverine All subzones	Aug 1 to Oct 31	One
Wolf All subzones	Aug 1 to Mar 31	Seven
Coyote All subzones	Aug 1 to Mar 31	No limit

Zone 6

Boundary on highways

The northern and eastern boundaries of this Game Management Zone follows the centre lines of the Alaska Highway and the Haines Highway.

Special area restrictions

Kluane Wildlife Sanctuary

New for 2023: Kluane sheep permit hunt

Due to conservation concerns, both the Government of Yukon and the Kluane First Nation will not be issuing Kluane sheep permits in the 2023-2024 licensing year.

Species	Season dates	Bag limit
Male moose All subzones	CLOSED	CLOSED
Male caribou All subzones	CLOSED	CLOSED
Wood bison All subzones	CLOSED	CLOSED
Male sheep 6-01 to 6-03, 6-05, 6-09 to 6-13	CLOSED	CLOSED
Portions of 6-04, 6-06, 6-07, 6-08 Yukon resident PHA lottery only (see pages 9 and 41)	CLOSED	CLOSED
Portions of 6-04, 6-06, 6-07, 6-08 Non-resident PHA lottery only (see page 41)	CLOSED	CLOSED
Goat All subzones	CLOSED	CLOSED
Male deer All subzones	CLOSED	CLOSED
Elk All subzones	CLOSED	CLOSED
Spring black bear All subzones	CLOSED	CLOSED
Fall black bear All subzones	CLOSED	CLOSED
Spring grizzly bear All subzones	CLOSED	CLOSED
Fall grizzly bear All subzones	CLOSED	CLOSED
Wolverine All subzones	CLOSED	CLOSED
Wolf All subzones	CLOSED	CLOSED
Coyote All subzones	CLOSED	CLOSED

Boundary on highways

The northern and western boundaries of this Game Management Zone follows the centre lines of the Alaska Highway and the Haines Highway.

Special area restrictions

Annie Lake Road

All hunting is prohibited within 800 metres of either side of the Annie Lake Road from the Carcross Road to kilometre 20.5.

Roadside grizzly bear hunting

Grizzly bear hunting is prohibited along certain roads and highways in this zone. See page 49.

Species	Season dates	Bag limit
Male moose All subzones PHA lottery only (see page 8-10)	Aug 1 to Oct 31	One
Male caribou All subzones	CLOSED	CLOSED
Wood bison All subzones Permit required (see page 38)	Sept 1 to Mar 31	One
Male sheep 7-15, 7-18, 7-19, 7-34 to 7-36	CLOSED	CLOSED
7-01 to 7-12, 7-28, 7-29, 7-33	Aug 1 to Oct 31	One
7-13, 7-14, 7-16, 7-17, 7-20 to 7-27, 7-30 to 7-32 PHA lottery only (see page 8-10)	Aug 1 to Oct 31	One
Goat 7-01 to 7-33, 7-36	CLOSED	CLOSED
7-34, 7-35 PHA lottery only (see page 8-10)	Aug 1 to Oct 31	One
Male deer All subzones PHA lottery only (see page 8-10)	Aug 1 to Nov 30	One
Elk Portions of 7-04, 7-05, 7-13 to 7-15, 7-18 PHA lottery only (see page 8-10)	See permit	One
7-01, portions of 7-02, 7-03, portions of 7-04, 7-06 to 7-12, 7-16, 7-17, 7-19 to 7-36 Permit required (see page 47)	April 1 to Mar 31	One
Spring black bear All subzones	Apr 15 to June 21	Two (total) each licence year
Fall black bear All subzones	Aug 1 to Nov 15	
Spring grizzly bear All subzones	Apr 15 to June 21	One (total) every three licence years
Fall grizzly bear All subzones	Aug 1 to Nov 15	
Wolverine All subzones	Aug 1 to Oct 31	One
Wolf All subzones	Aug 1 to Mar 31	Seven
Coyote All subzones	Aug 1 to Mar 31	No limit

Special area restrictions

Roadside grizzly bear hunting

Grizzly bear hunting is prohibited along certain roads and highways in this zone. See page 49.

Moose harvest reporting in GMS 8–24 to 8–27

If you hunt moose in GMS 8–24, 8–25, 8–26 and 8–27 you need to also include which part of the subzone that the harvest occurred in, the sub-area, and the Game Management Subzone when you make your harvest report. You can view a map defining these sub-areas at Department of Environment offices or download it from Yukon.ca/hunting.

These subzones are in the Big Salmon Range, west of the South Canol Highway and north of the Teslin River from Johnsons Crossing.

Species	Season dates	Bag limit
Male moose 8–01 to 8–18, 8–21, 8–23 to 8–27 8–19, 8–20, 8–22 PHA lottery only (see page 8-10)	Aug 1 to Oct 31	One
Male caribou 8–01 to 8–11, 8–18 to 8–25 8–12 to 8–17, 8–26, 8–27	Aug 1 to Oct 31 CLOSED	Area limit is one. See explanatory map on page 37. CLOSED
Wood bison All subzones Permit required (see page 38)	Sept 1 to Mar 31	One
Male sheep All subzones	Aug 1 to Oct 31	One
Goat All subzones	CLOSED	CLOSED
Male deer All subzones PHA lottery only (see page 8-10)	Aug 1 to Nov 30	One
Elk Portions of 8–01, portions of 8–04 PHA lottery only (see page 8-10) Portions of 8–01, 8–02, 8–03, portions of 8–04, 8–05 to 8–27 Permit required (see page 47)	See permit April 1 to Mar 31	One One
Spring black bear All subzones	Apr 15 to June 21	Two (total) each licence year
Fall black bear All subzones	Aug 1 to Nov 15	

Species	Season dates	Bag limit
Fall black bear All subzones	Aug 1 to Nov 15	
Spring grizzly bear All subzones	Apr 15 to June 21	One (total) every three licence years
Fall grizzly bear All subzones	Aug 1 to Nov 15	
Wolverine All subzones	Aug 1 to Oct 31	One
Wolf All subzones	Aug 1 to Mar 31	Seven
Coyote All subzones	Aug 1 to Mar 31	No limit

Special area restrictions

Annie Lake Road

All hunting is prohibited within 800 metres of either side of the Annie Lake Road from the Carcross Road to kilometre 20.5.

Roadside grizzly bear hunting

Grizzly bear hunting is prohibited along certain roads and highways in this zone. See page 49.

Species	Season dates	Bag limit
Male moose 9-01 to 9-07 <i>PHA lottery only (see page 8-10)</i>	Aug 1 to Oct 31	One
9-08 to 9-11	Aug 1 to Oct 31	One
Male caribou All subzones	CLOSED	CLOSED
Wood bison All subzones <i>Permit required (see page 38)</i>	Sept 1 to Mar 31	One
Male sheep 9-01, 9-02, 9-04 to 9-11	CLOSED	CLOSED
9-03 <i>Bow hunting only. PHA lottery only (see page 8-10)</i>	Aug 1 to Oct 31	One
Goat All subzones	CLOSED	CLOSED
Male deer All subzones <i>PHA lottery only (see page 8-10)</i>	Aug 1 to Nov 30	One

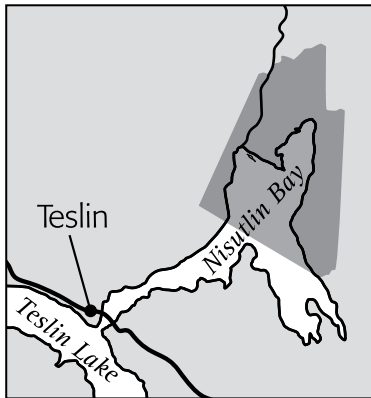
Zone 9

Species	Season dates	Bag limit
Elk All subzones <i>Permit required (see page 47)</i>	April 1 to Mar 31	One
Spring black bear All subzones	Apr 15 to June 21	Two (total) each licence year
Fall black bear All subzones	Aug 1 to Nov 15	
Spring grizzly bear All subzones	Apr 15 to June 21	One (total) every three licence years
Fall grizzly bear All subzones	Aug 1 to Nov 15	
Wolverine All subzones	Aug 1 to Oct 31	One
Wolf All subzones	Aug 1 to Mar 31	Seven
Coyote All subzones	Aug 1 to Mar 31	No limit

Zone 10

Special area restrictions

Nisutlin River Delta National Wildlife Area



Federal regulations prohibit and restrict activities within National Wildlife Areas.

The Nisutlin River Delta National Wildlife Area protects a fall staging area for migratory waterfowl. You are allowed to hunt in this area. Hunting must be conducted in a manner that is consistent with the *Wildlife Act* and regulations or the *Migratory Birds Convention Act, 1994* and regulations for waterfowl.

All-terrain vehicles, air boats, motorized personal watercraft and hovercraft **are prohibited** in the Nisutlin River Delta National Wildlife Area. For a complete list of restricted activities, contact the Canadian Wildlife Service at 867-393-6700 (Whitehorse), 1-800-668-6767 (toll free) or email

ec.enviroinfo.ec@canada.ca. To report fish and wildlife violations in this area, call Environment and Climate Change Canada at 1-888-569-5656.

Potential hazards from military debris

This area was a former bombing range used by the Department of National Defence. If you see a suspicious object, don't disturb it and don't use cell phones or satellite phones near the object. Once you are a safe distance away, call the RCMP at 867-390-5555 in Teslin or 867-667-5555 in Whitehorse.

For more details, visit canada.ca/en/department-national-defence/services/uxo/unexploded-explosive-ordnance.html.

Species	Season dates	Bag limit
Male moose 10-04 to 10-32	Aug 1 to Oct 31	One
10-01 to 10-03 PHA lottery only (see page 8-10)		
Male caribou 10-01 to 10-04, 10-10 to 10-16, 10-20 to 10-32	Aug 1 to Oct 31	Area limit is one. See explanatory map on page 37.
10-05 to 10-09, 10-17 to 10-19 PHA lottery only, no permits this licensing year	Aug 1 to Sept 24	Area limit is one. See explanatory map on page 37.
Wood bison All subzones	CLOSED	CLOSED
Male sheep 10-22, 10-28	CLOSED	CLOSED
10-01 to 10-21, 10-23 to 10-27, 10-29 to 10-32	Aug 1 to Oct 31	One
Goat All subzones	CLOSED	CLOSED
Male deer All subzones PHA lottery only (see page 8-10)	Aug 1 to Nov 30	One
Elk All subzones	CLOSED	CLOSED
Spring black bear All subzones	Apr 15 to June 21	Two (total) each licence year
Fall black bear All subzones	Aug 1 to Nov 15	
Spring grizzly bear All subzones	Apr 15 to June 21	One (total) every three licence years
Fall grizzly bear All subzones	Aug 1 to Nov 15	
Wolverine All subzones	Aug 1 to Oct 31	One
Wolf All subzones	Aug 1 to Mar 31	Seven
Coyote All subzones	Aug 1 to Mar 31	No limit











Zone 11

Special area restrictions

There are no special area restrictions in Zone 11.

Species	Season dates	Bag limit
Male moose All subzones	Aug 1 to Oct 31	One
Male caribou 11-01, 11-19, 11-24 to 11-46	Aug 1 to Oct 31	Area limit is one. See explanatory map on page 37.
11-02 to 11-18, 11-20 to 11-23 <i>PHA lottery only, no permits this licensing year</i>	Aug 1 to Sept 24	Area limit is one. See explanatory map on page 37.
Wood bison All subzones	CLOSED	CLOSED
Male sheep All subzones	Aug 1 to Oct 31	One
Goat 11-01 to 11-03, 11-25	CLOSED	CLOSED
11-04 to 11-24, 11-26 to 11-46	Aug 1 to Oct 31	One
Male deer All subzones <i>PHA lottery only (see page 8-10)</i>	Aug 1 to Nov 30	One
Elk All subzones	CLOSED	CLOSED
Spring black bear All subzones	Apr 15 to June 21	Two (total) each licence year
Fall black bear All subzones	Aug 1 to Nov 15	
Spring grizzly bear All subzones	Apr 15 to June 21	One (total) every three licence years
Fall grizzly bear All subzones	Aug 1 to Nov 15	
Wolverine All subzones	Aug 1 to Oct 31	One
Wolf All subzones	Aug 1 to Mar 31	Seven
Coyote All subzones	Aug 1 to Mar 31	No limit

2022-2023 licensed big game harvest statistics

	Moose 	Caribou 	Wood bison 	Sheep 	Goat 	Deer 	Elk 	Grizzly bear 	Black bear 	Wolf 
Zone	Number of animals taken by resident + non-resident hunters									
1	2+0	71+4	0+0	1+0	0+0	0+0	0+0	0+0	0+0	0+0
2	21+60	21+44	0+0	6+57	0+0	0+0	0+0	0+12	4+0	1+4
3	51+5	23+0	0+0	0+0	0+0	0+0	0+0	5+0	13+0	0+1
4	63+98	10+30	0+0	3+16	0+0	0+0	0+0	4+5	16+3	1+11
5	46+24	13+7	211+7	26+45	0+0	4+0	0+0	5+3	7+5	1+3
6	0+0	0+0	0+0	1+1	0+0	0+0	0+0	0+0	0+0	0+0
7	5+3	0+0	4+0	35+19	0+0	0+0	1+0	2+0	5+1	6+0
8	58+19	9+4	0+0	0+3	0+0	4+0	2+0	1+5	9+0	4+1
9	12+0	0+0	0+0	4+0	0+0	0+0	0+0	0+0	7+0	0+0
10	45+32	7+10	0+0	1+7	0+0	0+0	0+0	0+3	4+2	1+4
11	64+42	17+7	0+0	0+2	7+5	0+0	0+0	4+7	7+3	1+1
Sub-total	367+283	171+106	215+7	77+150	7+5	8+0	3+0	21+35	72+14	15+25
Total	650	277	222	227	12	8	3	56	86	40

Voluntary submissions

The Government of Yukon's Animal Health Unit monitors a broad range of wildlife health. We encourage submissions of the following.

- ▶ Any body parts or organs that look abnormal. Bag each abnormal tissue separately if possible and label each bag with:
 - ▶ species and organ name; and
 - ▶ your observations.
- ▶ Any parasites found on or in a carcass. These can be placed in a sealed bag, frozen or fresh. We prefer if they are not squashed. Label the bag with the species of the carcass where you found the parasite.
- ▶ Feces samples. Place them in a sealed bag and label it with species. You can freeze the bag.
- ▶ Hides and heads of hunted or road-killed cervids (deer, elk, moose and caribou), and hides and heads must be submitted. We can return hides and heads to you, but do not consume any part of the tissues that are returned to you.

We cannot accept rotten submissions. If you are unable to submit a fresh sample, store the body parts or organs in a freezer before bringing them to us.

Bring any of these submissions and samples to your local Department of Environment office.



Submit the head of a moose or caribou and receive a gift!

We need more samples for monitoring Yukon cervid health. Both licensed hunters and Indigenous subsistence hunters who submit a head will receive a gift in appreciation while quantities last. We can return heads after sampling, but do not consume them.

We also collect voluntary samples from harvested sheep or goats. Hunters who return a nasal swab and feces samples receive a hat from the wild sheep foundation. Sample kits are available upon request at Environment offices.

Field observations

Field observations can contribute to monitoring of wildlife health. Report your field observations to the Animal Health Unit if you identify anything that suggests poor health in the wildlife you hunt. Along with your observation, include any photos or video and details on the location where you made the observation, or submit samples as outlined above if you happen to harvest an animal that appears to have been unwell.

If you notice any of the following, contact the Animal Health Unit with your observations.

- ▶ respiratory symptoms such as coughing, difficulty breathing, unusual nasal discharge (particularly of interest in thinhorn sheep and mountain goats);
- ▶ abnormal hair loss (particularly of interest in moose and other cervids);
- ▶ emaciation (particularly of interest in cervids); or
- ▶ strange behavior (particularly of interest in cervids and carnivores).

You can reach the Animal Health Unit by email at animalhealth@yukon.ca or phone 867-667-5600 or toll free in the Yukon 1-800-661-0408, ext. 5600.

The Yukon Winter Tick Monitoring Project would like to thank hunters for their support over the last few years. However, we are not distributing hunter kits for small hide piece collection at this time. Surveillance of winter ticks in the Yukon is ongoing.

For more information on specific wildlife diseases please visit Yukon.ca/wildlife-health.

! Hunting cervids (deer, elk, moose and caribou) outside the Yukon

Deer and elk from outside the Yukon can have chronic wasting disease. Moose and caribou are also susceptible. The agent that causes chronic wasting disease can spread when hunters transport carcasses or offal.


You cannot import whole deer, elk, moose and caribou carcasses into the Yukon.

Exceptions:

- ▶ Edible meat completely detached from the head and backbone, cleaned skull caps with antlers soaked in a 10 per cent bleach solution, cleaned teeth removed from the head, finished taxidermy mounts, and tanned hides.
- ▶ Carcasses in transit through the Yukon, provided they are in a labelled container (hunter name, address, species and harvest location) that prevents fluids or tissue from leaking.
- ▶ Cervids harvested in the Northwest Territories or in the two northern hunting zones in BC that border the Yukon. Those areas have the same chronic wasting disease risk as the Yukon.

It's against the law to sell and/or possess scent lures used for hunting cervids that contain animal urine or glands. These could spread the agent that causes chronic wasting disease.

! Report zebra and quagga mussels



Zebra Mussel,
Amy Benson, bugwood.org



Quagga Mussel,
David Britton

These mussels are invasive species. Report them if you see them attached to boats or equipment. Call 867-667-5721 or toll free in the Yukon 1-800-661-0408, ext. 5721.

- ▶ Small: only up to 3 cm.
- ▶ Form dense clumps attached to hard surfaces.
- ▶ Propeller-blade shaped.
- ▶ Zebra stripes often but not always present.

Department of Environment offices

Whitehorse District

10 Burns Road
Box 2703, Whitehorse, Yukon Y1A 2C6
Phone: 867-667-5652
Toll-free number: 1-800-661-0408,
ext. 5652, Fax: 867-393-6206
Email: environmentyukon@yukon.ca

Carmacks District

110 Nansen Road
Box 132, Carmacks, Yukon Y0B 1C0
Phone: 867-863-2411

Dawson District

Dawson City Museum, second floor
Box 600, Dawson City, Yukon Y0B 1G0
Phone: 867-993-5492

Old Crow District

Phone: 867-993-5492

Faro District

336 McQuesten Road
Box 98, Faro, Yukon Y0B 1N0
Phone: 867-994-2862

Haines Junction District

109 Pringle Street
Box 5429, Haines Junction, Yukon Y0B 1L0
Phone: 867-634-2247

Mayo District

Government of Yukon Administration
Building, Centre Street
Box 40, Mayo, Yukon Y0B 1M0
Phone: 867-996-2202

Ross River District

Across from the Dena General Store
Box 107, Ross River, Yukon Y0B 1S0
Phone: 867-969-2202

Teslin District

Km 1246 Alaska Highway
Box 97, Teslin, Yukon Y0A 1B0
Phone: 867-390-2685

Watson Lake District

1010 Centennial Avenue
Box 194, Watson Lake, Yukon Y0A 1C0
Phone: 867-536-3210

Yukon Fish and Game Association

509 Strickland Street, Whitehorse, Yukon Y1A 2K5
Phone: 867-667-4263
Email: yfga@klondiker.com
Website: yukonfga.ca

Yukon Fish and Wildlife Management Board

Office address: Second floor, 409 Black Street, Whitehorse
Mailing address: Box 31104, Whitehorse, Yukon Y1A 5P7
Phone: 867-667-3754
Email: officemanager@yfwmb.ca
Website: yfwmb.ca

Porcupine Caribou Management Board

Box 31723, Whitehorse, Yukon Y1A 6L3
Phone: 867-633-4780, Fax: 867-393-3904
Email: dlemke@pcmb.ca
Website: pcmb.ca

RCMP: Search and Rescue

Phone 911 or 867-667-5555 (cell phone or satellite phone).

First Nations offices**Council of Yukon First Nations**

Phone: 867-393-9200 (Whitehorse)

Carcross/Tagish First Nation

Phone: 867-821-4251 (Carcross)

Champagne and Aishihik First Nations

Phone: 867-634-4200 (Haines Junction)

867-456-6888 (Whitehorse)

1-866-803-2697 (toll-free)

First Nation of Na-Cho Nyäk Dun

Phone: 867-996-2265 (Mayo)

Kluane First Nation

Phone: 867-841-4274 (Burwash Landing)

1-866-558-5587 (toll-free)

Kwanlin Dün First Nation

Phone: 867-633-7800 (Whitehorse)

Liard First Nation

Phone: 867-536-5200 (Watson Lake)

Little Salmon/Carmacks First Nation

Phone: 867-863-5576 (Carmacks)

Ross River Dena Council

Phone: 867-969-2277 (Ross River)

Selkirk First Nation

Phone: 867-537-3331 (Pelly Crossing)

Ta'an Kwäch'än Council

Phone: 867-668-3613 (Whitehorse)

Teslin Tlingit Council

Phone: 867-390-2532 (Teslin)

867-456-4806 (Whitehorse)

Tetlit Gwich'in

Phone: 867-952-2006

(Fort McPherson, NWT)

Tr'ondëk Hwëch'in

Phone: 867-993-7100 (Dawson City)

1-844-993-7100 (toll-free)

Vuntut Gwitchin First Nation

Phone: 867-966-3261 (Old Crow)

867-633-2911 (Whitehorse)

White River First Nation

Phone: 867-862-7802 (Beaver Creek)

1-866-862-9736 (toll-free)

Wildlife Management Advisory Council (North Slope)

Box 31539, Whitehorse, Yukon Y1A 6K8

Phone: 867-633-5476

Email: wmacns@wmacns.ca

Website: wmacns.ca

Detailed maps sold at Department of Environment offices in Whitehorse, Dawson and Haines Junction

Anyone can purchase administrative boundary maps marked with Game Management Subzones, First Nation Category A and B Settlement Lands, districts, etc. at Department of Environment offices in Whitehorse, Dawson City and Haines Junction. Maps cost \$10.00 (GST extra).

You can also download maps from Yukon.ca/hunting.




Index

- Accidental kills..... 25, 26
Aircraft.....22
Bait.....23
Bears
 Black bears..... 49, 51
 Grizzly bears.....49-51
Birds
 Game birds.....30
 Migratory game birds.....31
Bison see Wood Bison
Bows.....23
Buying wildlife parts.....26-27
Captive wildlife.....23
Caribou.....34-38
Bag limits.....36
 Chisana caribou herd.....35
 Ethel Lake caribou herd.....59
 Fortymile caribou herd.....34
 Hart River herd.....38, 56
 Nelchina herd.....35, 63
 Porcupine herd.....21, 36, 57
Chronic Wasting Disease.....73
CITES (Convention on International Trade of Endangered Species) permits.....17
Closed areas.....29
Collared wildlife.....28-29
Compulsory submissions.....23, 52-53
Cougars.....53
Coyotes.....52
Crossbows.....23, 24
Dangerous wildlife.....22-23
Deer.....45-46
 Deer permits for young hunters ... 8, 10-11
Defence of life and property.....25-26, 51
Definitions.....3
Diseases.....72-73
Drones.....22
Electronic licence.....5-6
Elk.....47-48
Environment Client ID.....5-6, 7, 8, 9, 14-15
Evidence of sex and species.....23, 53
Exporting wildlife.....16-17
Firearms.....24, 26, 27, 30, 31, 38
First Nations offices.....75
First Nations Settlement Lands.....17-19
Furbearing animals.....25
Game Management Subzone boundaries...54
Game Management Zones
 Zone 1.....54-55
 Zone 2.....56-57
 Zone 3.....58
 Zone 4.....59-60
 Zone 5.....61-63
 Zone 6.....64
 Zone 7.....65
 Zone 8.....66-67
 Zone 9.....67-68
 Zone 10.....68-69
 Zone 11.....70
Goats.....43-44
Ground squirrels.....31
Guiding.....12-15
Harvest reporting.....11-12, 52-53
Helicopters.....22, 62
Hides for Habitat.....56
Hunter check stops.....12
Hunter education (HEED).....5, 10
Hunters
 First Nation, Inuvialuit and other
 Indigenous hunters.....19-21
 Non-resident.....12-15
 Youth.....10-11
 Yukon resident.....3-6
Licences.....3-7
Meat wastage.....27-28
Moose.....32-33
 Faro area moose threshold hunt.....33
 Mayo area moose threshold hunt.....33
Muskox.....53
Non-hunting kills.....25-26, 51
Off-road vehicles.....26, 54, 61
OHE (Outfitter/chief guide/hunter report harvest fee receipt and wildlife export) form.....12-13
Outfitters.....12-13
Parks.....29, 54, 56
Pelt sealing.....52
Permit Hunt Authorization (PHA) lottery.....8-10
Poison.....23
Porcupines.....30
Private property.....25, 26, 51
Public safety.....26
Roads.....26, 27
Seals.....6-7
Selling wildlife parts.....26-27
Sheep.....41-42, 54
 Kluane sheep permit hunt.....9, 42
Small game.....30
Snaring.....26, 30
Snowmobiles.....27, 52, 54, 59, 61
Snowshoe hares.....30
Special guide licence.....12-15
Ticks.....73
Trading wildlife parts.....26-27
Vehicles.....27
Waste of meat/fur.....27-28
Wolverines.....52
Wolves.....52, 61
Wood bison.....39-40, 61-62

MAKE A FIND?

*Leave it in place
and make a report*



The Yukon's heritage comes alive on the land.
When you leave heritage in place, you contribute to the living
history of the Yukon and its people.

*Share your find and learn more
at yukonlivingheritage.ca.*

Protect Yukon wildlife



[Yukon.ca/TIPP](https://www.yukon.ca/TIPP)

24 hour • Anonymous • Rewards available

When to call:

- ▶ dangerous or aggressive wildlife encounters
- ▶ winter bear activity
- ▶ hunting or fishing out of season or in closed areas
- ▶ exceeding bag limits
- ▶ illegal sale of fish or wildlife
- ▶ illegal dumping on land or in water
- ▶ littering

If you see someone you suspect is violating wildlife or environmental laws, don't confront them.

Record the facts:

- ▶ date and time
- ▶ location
- ▶ number of people involved
- ▶ description of the people
- ▶ description of the vehicle and licence plate number
- ▶ details of the violation or activity

You can call us toll-free, 24/7 or report online. You'll be helping the wildlife conservation effort and you may be eligible for a cash reward.