



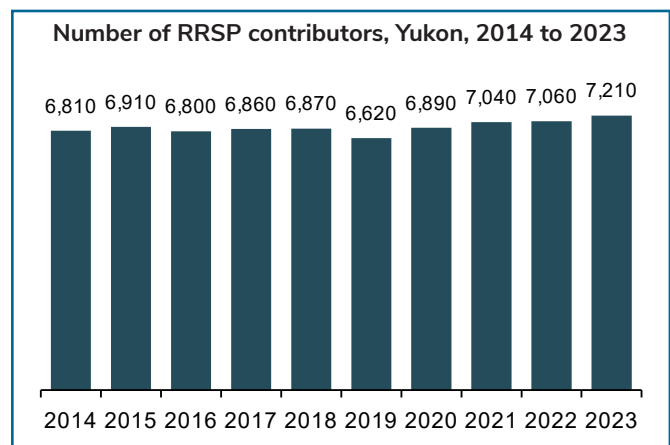
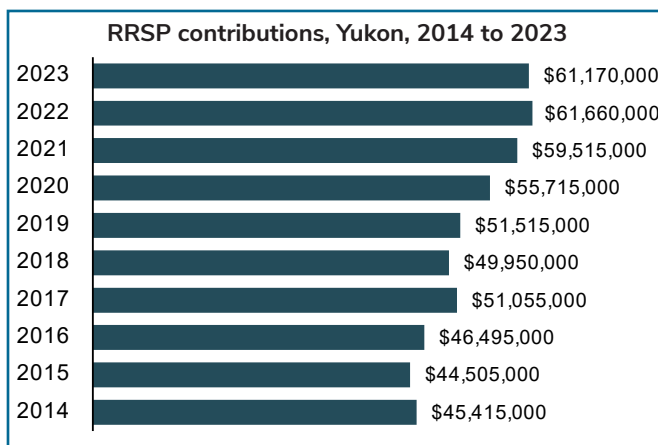
Yukon RRSP Contributions 2023

Highlights:

- In 2023, 23.4% of all Yukon taxfilers contributed a total of \$61.2 million to a Registered Retirement Savings Plan (RRSP), a decrease of \$490,000, or 0.8%, compared to 2022 (\$61.7 million).
- Yukon's median RRSP contribution amount in 2023 was \$4,210; the median for males was \$4,910 and for females, \$3,710.

Total contributions and number of RRSP contributors, Yukon, 2023

- Yukon's taxfilers contributed \$61.2 million to RRSPs in 2023, a decrease of \$490,000, or 0.8%, from the 2022 total of \$61.7 million.
- Nationally, Canadian taxfilers contributed \$55.7 billion to RRSPs in 2023, an increase of \$1.5 billion, or 2.8%, from the 2022 total of \$54.2 billion.

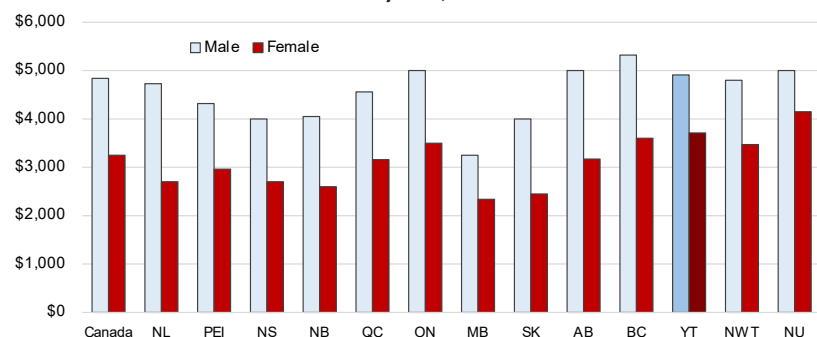


- The number of Yukon residents contributing to RRSPs increased from 7,060 in 2022 to 7,210 in 2023, an increase of 150 people, or 2.1%.
- The number of Canadians contributing to RRSPs increased 1.3%, from 6,268,950 in 2022 to 6,350,070 in 2023.
- In 2023, 23.4% of Yukon taxfilers contributed to an RRSP — the second-highest proportion of taxfilers in the country following Quebec (25.6%).

Median RRSP contributions, Canada, provinces and territories, 2023

- Yukon's median RRSP contribution was \$4,210 in 2023 (\$4,910 for males; \$3,710 for females), an increase of \$90, or 2.2%, from 2022.
- Yukon ranked the fourth highest in median RRSP contributions (\$4,210). Nunavut had the highest median at \$4,660. Nationally, the median RRSP contribution in 2023 was \$4,000 (\$4,840 for males; \$3,250 for females), an increase of \$90, or 2.3%, compared to 2022.

Median RRSP contributions, by sex, 2023



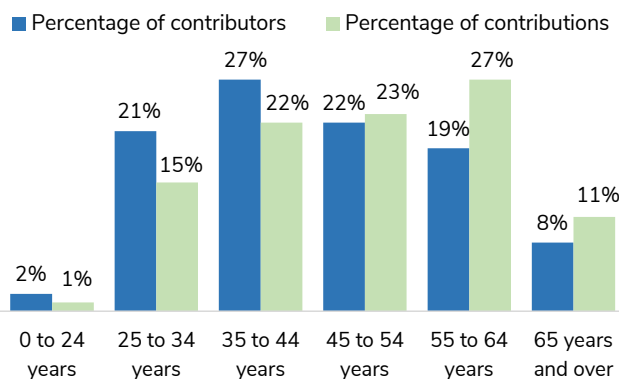
Characteristics of contributions and contributors, Canada, provinces and territories, 2023

	Total contributors		Contributors as a % of all taxfilers		Average age ¹ Years	Median employment income ¹ Dollars (\$)	Total RRSP contributions Millions (\$000)	Median contributions		
	Number	Male	Female	Percent				Total	Male	Female
Canada	6,350,070	53	47	21.2	46	79,400	55,734,780	4,000	4,840	3,250
Newfoundland and Labrador	61,610	57	43	14.4	47	81,950	517,675	3,720	4,730	2,700
Prince Edward Island	22,380	53	47	17.1	47	66,480	177,585	3,600	4,320	2,960
Nova Scotia	131,720	53	47	16.4	47	73,100	1,003,965	3,340	4,000	2,700
New Brunswick	99,740	56	44	15.4	47	70,990	754,810	3,360	4,050	2,600
Quebec	1,752,020	52	48	25.6	46	73,060	15,077,305	3,900	4,560	3,160
Ontario	2,323,140	53	47	20.0	46	83,270	21,220,330	4,240	5,000	3,500
Manitoba	191,790	54	46	18.7	46	70,900	1,306,005	2,720	3,250	2,340
Saskatchewan	169,260	55	45	19.5	46	78,510	1,203,890	3,130	4,000	2,450
Alberta	759,550	54	46	22.3	45	86,680	6,623,160	4,000	5,000	3,170
British Columbia	823,800	53	47	19.9	46	82,570	7,724,415	4,600	5,320	3,600
Yukon	7,210	48	52	23.4	45	92,190	61,170	4,210	4,910	3,710
Northwest Territories	5,940	51	49	19.9	45	113,830	47,750	4,150	4,800	3,470
Nunavut	1,920	52	48	9.1	44	132,130	16,720	4,660	5,000	4,150

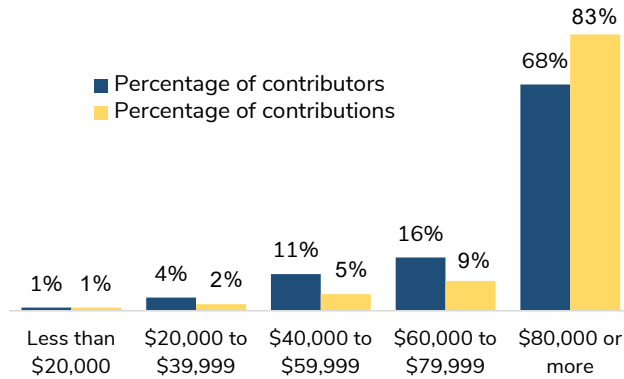
¹ of RRSP contributors

- Women in Yukon represented 51% of taxfilers in 2023 — they accounted for 52% of total RRSP contributors and 45% of total contributions.
- In Yukon, the proportion of female contributors was higher than the proportion of male contributors in all years for which data are available (2000 to 2023). Over this period, no other jurisdiction had a higher proportion of female contributors compared to male contributors.
- In 2023, among all provinces and territories, the proportion of the total contributions by female contributors was highest in Yukon at 45%.
- The median RRSP contribution in 2023 was higher for men than for women in all provinces and territories — the largest gap was in Newfoundland and Labrador (\$2,030) and the smallest was in Nunavut (\$850).
- The average age of Yukon RRSP contributors in 2023 was 45 years, one year less than the national average (46 years).
- Yukon's median employment income for RRSP contributors in 2023 was the third highest in the country at \$92,190, an increase of \$6,070, or 7.0%, from the 2022 figure of \$86,120. Nationally, the median employment income for RRSP contributors increased \$3,830, or 5.1%, from \$75,570 in 2022 to \$79,400 in 2023.

RRSP contributors and contributions, by age, Yukon, 2023



RRSP contributors and contributions, by income, Yukon, 2023



Source: Statistics Canada. Table 11-10-0044-01. Data in this table are based on a preliminary version of the T1 Family File produced 9 months after the reference year. Later versions of the T1 file will contain some additional records. COVID-19 Government income support and benefits are included in income estimates. Note: Statistics on changes in amounts between years do not take inflation into account, which was 4.9% in 2023 based on the annual Consumer Price Index (available on table 18-10-0005-01). Changes smaller than +4.9% would represent a decrease in constant dollars.

April 2025