



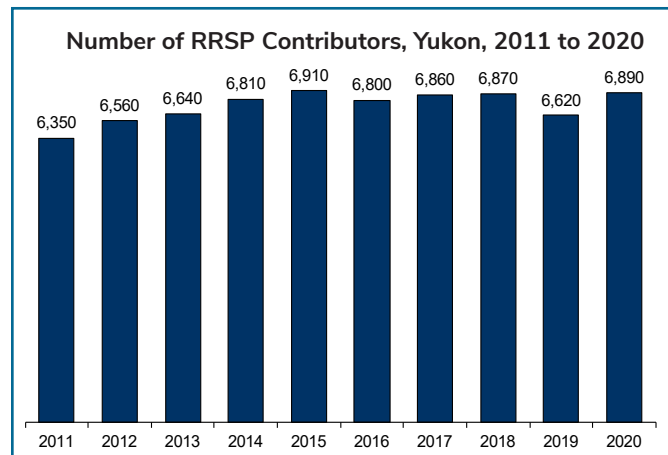
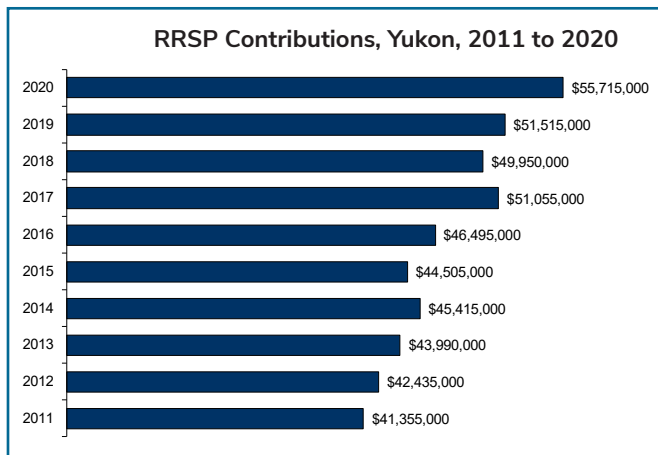
Yukon RRSP Contributions 2020

Highlights:

- In 2020, 24.5% of all Yukon taxfilers contributed a total of \$55.7 million to a Registered Retirement Savings Plan (RRSP), an increase of \$4.2 million, or 8.2%, compared to 2019 (\$51.5 million).
- Yukon's median RRSP contribution amount was \$3,800; the median for males was \$4,480 and for females, \$3,180.

Total Contributions and Number of RRSP Contributors, Yukon, 2020

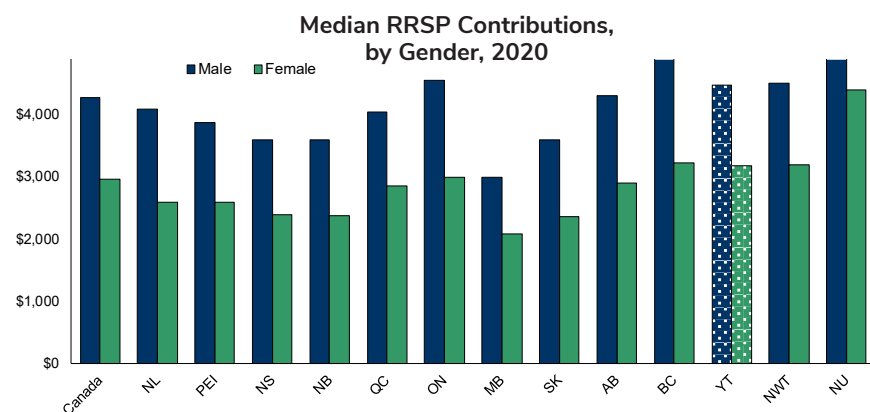
- Yukoners contributed \$55.7 million to RRSPs in 2020 up \$4.2 million, or 8.2%, from the 2019 total of \$51.5 million.
- Nationally, Canadians contributed \$50.1 billion to RRSPs in 2020, an increase of \$5.8 billion, or 13.1%, from the 2019 total of \$44.3 billion.



- The number of Yukoners contributing to RRSPs was up, from 6,620 in 2019 to 6,890 in 2020, a increase of 270 people, or 4.1%.
- The number of Canadians contributing to RRSPs increased 4.9%, from 5,912,000 in 2019 to 6,201,670 in 2020.
- In 2020, 24.5% of Yukon taxfilers contributed to an RRSP — the second-highest proportion of taxfilers in the country following Quebec (26.3%).

Median RRSP Contributions, Canada, Provinces and Territories, 2020

- Yukon's median RRSP contribution of \$3800, in 2020 (\$4,480 for males; \$3,180 for females) was up \$240, or 6.7%, from 2019.
- Yukon ranked the fourth-highest in median RRSP contributions (\$3,800). Nunavut was the highest at \$4,940. Nationally, the median RRSP contribution in 2020 was \$3,600 (\$4,280 for males; \$2,960 for females), was up \$340, or 10.4%, compared to 2019.



Characteristics of Contributions and Contributors, Canada, Provinces and Territories, 2020

	Total Contributors	Male	Female	Contributors as a % of All Taxfilers	Average Age ¹	Median Employment Income ¹	Total RRSP Contributions	Median Contributions Total	Male	Female
	(no.)	%	%		(yrs)	(\$)	(\$'000)	-----	\$	-----
Canada	6,201,670	53	47	22.3%	46	66,690	50,053,300	3,600	4,280	2,960
Nfld./Labrador	60,740	57	43	14.9%	47	70,370	481,030	3,300	4,090	2,600
P.E.I.	20,500	53	47	17.2%	48	56,200	147,265	3,120	3,870	2,600
Nova Scotia	122,370	53	47	16.6%	47	61,880	855,015	2,970	3,590	2,400
New Brunswick	94,340	56	44	15.7%	47	60,800	659,805	3,000	3,600	2,380
Quebec	1,719,310	53	47	26.3%	46	60,310	13,455,150	3,420	4,040	2,860
Ontario	2,272,520	53	47	21.3%	47	70,290	19,358,980	3,790	4,550	3,000
Manitoba	191,790	54	46	19.8%	46	61,170	1,215,810	2,540	3,000	2,090
Saskatchewan	171,310	55	45	20.7%	46	67,320	1,106,610	2,890	3,600	2,360
Alberta	732,320	54	46	23.8%	45	74,400	5,817,850	3,560	4,300	2,910
B.C.	801,060	53	47	21.0%	46	68,290	6,830,360	4,040	5,000	3,230
Yukon	6,890	48	52	24.5%	46	80,110	55,715	3,800	4,480	3,180
N.W.T.	6,480	50	50	22.3%	44	100,800	50,915	3,820	4,500	3,200
Nunavut	2,070	51	49	10.1%	44	120,360	18,805	4,940	5,200	4,390

¹ of RRSP Contributors

- While women in Yukon represented 51% of the taxfilers in 2020, they accounted for 52% of total RRSP contributors and 49% of the total contributions.
- In the last 20 years for which data are available, Yukon was the only jurisdiction where the proportion of female contributors was higher than the proportion of male contributors.
- In 2020, the proportion of the total contributions by Yukon female contributors (49%) was the highest among all provinces and territories, followed by the Nunavut (45%).
- The median RRSP contribution in 2020 was higher for men than for women in all provinces and territories; the largest gap was in British Columbia (\$1,770) and the smallest was in Nunavut (\$810).
- The average age of Canadian RRSP contributors in 2020 was 46 years, as was Yukon contributors' average age.
- Yukon's median employment income for RRSP contributors in 2020 was the third-highest in the country at \$80,110, an increase of \$1,610, or 2.1%, from the 2019 figure of \$78,500. Nationally, the median employment income for RRSP contributors increased \$260, or 0.4%, from \$66,430 in 2019 to \$66,690 in 2020.

DID YOU KNOW?

- In 2020, 2% of the total number of RRSP contributors in Yukon were under 25 years of age, with their contributions representing 1% of all contributions. Contributors aged 25 to 34 years represented 20% of the total contributors, with their contributions representing 13% of the total contributions. Persons aged 35 to 44 years accounted for 25% of contributors and 21% of contributions, while those aged 45 to 54 years accounted for 22% percent of contributors and 23% of contributions. Yukoners aged 55 to 64 years accounted for 22% of the total number of contributors and the largest percentage of total contributions at 29%. Those aged 65 years and older accounted for 8% of contributors and 13% of contributions.
- In 2020, 58% of Yukon's RRSP contributors had a total income of \$80,000 or more; 20% had a total income between \$60,000 and \$79,999; 14% between \$40,000 and \$59,999; 7% between \$20,000 and \$39,999 and 1% of contributors had a total income of less than \$20,000.

Publication Data Source: Statistics Canada. Table 11-10-0044-01. Data in this table are based on a preliminary version of the T1 Family File produced 9 months after the reference year.

May 2022