



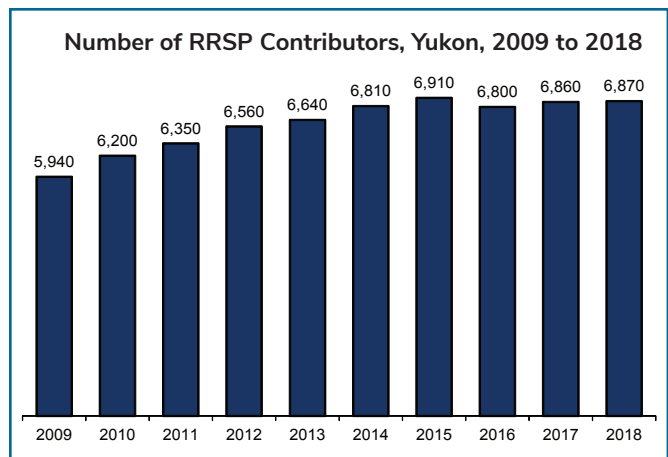
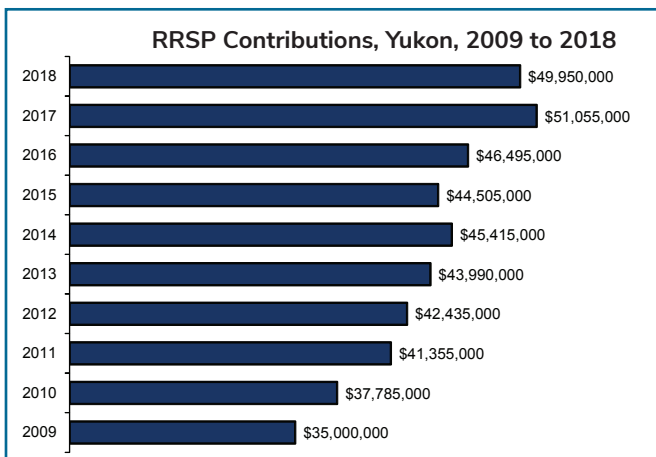
## Yukon RRSP Contributions 2018

### Highlights:

- In 2018, 24.7% of all Yukon taxfilers contributed a total of \$50.0 million to a Registered Retirement Savings Plan (RRSP), a decrease of \$1.1 million, or 2.2%, compared to 2017 (\$51.1 million).
- Yukon's median RRSP contribution amount was \$3,470; the median for males was \$4,160 and for females, \$3,000.

### Total Contributions and Number of RRSP Contributors, Yukon, 2018

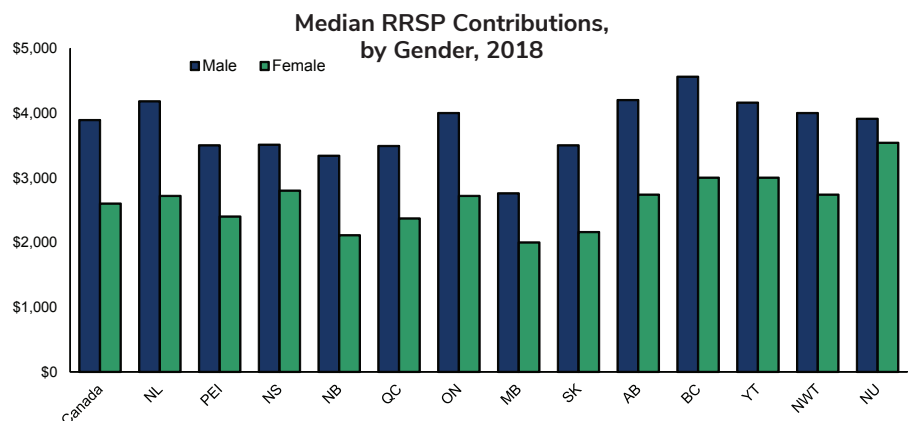
- Yukoners contributed \$50.0 million to RRSPs in 2018, down \$1.1 million, or 2.2%, from the 2017 total of \$51.1 million.
- Nationally, Canadians contributed \$43.5 billion to RRSPs in 2018, an increase of \$1.5 billion, or 3.6%, from the 2017 total of \$42.0 billion.



- The number of Yukoners contributing to RRSPs was up, from 6,860 in 2017 to 6,870 in 2018, an increase of 10 people, or 0.1%.
- The number of Canadians contributing to RRSPs increased 0.6%, from 5,966,630 in 2017 to 6,003,990 in 2018.
- In 2018, 24.7% of Yukon taxfilers contributed to an RRSP — the highest rate in the country.

### Median RRSP Contributions, Canada, Provinces and Territories, 2018

- Yukon's median RRSP contribution of \$3,470 in 2018 (\$4,160 for males; \$3,000 for females) was down \$130, or 3.6%, from 2017.
- Yukon ranked the fourth-highest in median RRSP contributions (\$3,470. Nunavut was the highest at \$3,740. Nationally, the median RRSP contribution in 2018 was \$3,130 (\$3,890 for males; \$2,600 for females), was up \$100, or 3.3%, compared to 2017.



## Characteristics of Contributions and Contributors, Canada, Provinces and Territories, 2018

	Total Contributors	Male	Female	Contributors as a % of All Taxfilers	Average Age <sup>1</sup>	Median Employment Income <sup>1</sup>	Total RRSP Contributions	Median Contributions Total	Male	Female
	(no.)	%	%		(yrs)	(\$)	(\$'000)	----- \$ -----		
<b>Yukon</b>	<b>6,870</b>	<b>48</b>	<b>52</b>	<b>24.7%</b>	<b>46</b>	<b>75,660</b>	<b>49,950</b>	<b>3,470</b>	<b>4,160</b>	<b>3,000</b>
Canada	6,003,990	53	47	21.9%	46	64,660	43,502,385	3,130	3,890	2,600
Nfld./Labrador	64,640	57	43	15.6%	47	70,280	510,345	3,500	4,180	2,720
P.E.I.	19,670	53	47	16.9%	48	54,790	130,430	2,910	3,500	2,400
Nova Scotia	126,280	52	48	17.4%	47	60,990	924,500	3,130	3,510	2,800
New Brunswick	92,950	57	43	15.5%	47	59,050	599,675	2,700	3,340	2,110
Quebec	1,604,170	53	47	24.6%	46	57,960	10,999,865	2,880	3,490	2,370
Ontario	2,209,660	53	47	21.2%	47	67,690	16,688,315	3,300	4,000	2,720
Manitoba	191,570	54	46	19.8%	46	59,520	1,130,895	2,400	2,760	2,000
Saskatchewan	178,020	55	45	21.4%	46	65,590	1,090,195	2,700	3,500	2,160
Alberta	737,680	54	46	24.5%	45	75,000	5,421,295	3,430	4,200	2,740
B.C.	763,780	53	47	20.6%	47	65,380	5,896,310	3,680	4,560	3,000
N.W.T.	6,600	51	49	21.9%	44	97,230	44,280	3,310	4,000	2,740
Nunavut	2,100	51	49	9.8%	43	115,320	16,335	3,740	3,910	3,540

<sup>1</sup> of RRSP Contributors

- While women in Yukon represented 51% of the taxfilers in 2018, they accounted for 52% of total RRSP contributors and 46% of the total contributions.
- In the last 19 years for which data are available, Yukon was the only jurisdiction where the proportion of female contributors outnumbered the proportion of male contributors.
- In 2018, the proportion of the total contributions by Yukon female contributors (46%) was the second-highest among all provinces and territories, following Nunavut (50%).
- The median RRSP contribution in 2018 was higher for men than for women in all provinces and territories; the largest gap was in British Columbia (\$1,560) and the smallest was in Nunavut (\$370).
- The average age of Canadian RRSP contributors in 2018 was 46 years as was Yukon contributors' average age.
- Yukon's median employment income for RRSP contributors in 2018 was the third-highest in the country at \$75,660, an increase of \$2,310, or 3.1%, from the 2017 figure of \$73,360. Nationally, the median employment income for RRSP contributors increased \$1,940, or 3.1%, from \$62,720 in 2017 to \$64,660 in 2018.

### DID YOU KNOW?

- In 2018, 2.0% of the total number of RRSP contributors in Yukon were under 25 years of age, with their contributions representing 1.0% of all contributions. Contributors aged 25 to 34 years represented 20.0% of the total contributors, with their contributions representing 13.0% of the total contributions. Persons aged 35 to 44 years accounted for 24.0% of contributors and 19.0% of contributions, while those aged 45 to 54 years accounted for 23.0% percent of contributors and 24.0% of contributions. Yukoners aged 55 to 64 years accounted for 24.0% of the total number of contributors and the largest percentage of total contributions at 34.0%. Those aged 65 years and older accounted for 6.0% of contributors and 9.0% of contributions.
- In 2018, 51.0% of Yukon's RRSP contributors had a total income of \$80,000 or more; 22.0% had a total income between \$60,000 and \$79,999; 17.0% between \$40,000 and \$59,999; 8.0% between \$20,000 and \$39,999 and 2.0% of contributors had a total income of less than \$20,000.

Publication Data Source: Statistics Canada. Table 11-10-0044-01.  
Information in this publication is based on a version of the T1 file produced 9 months after the reference year.

March 2020