

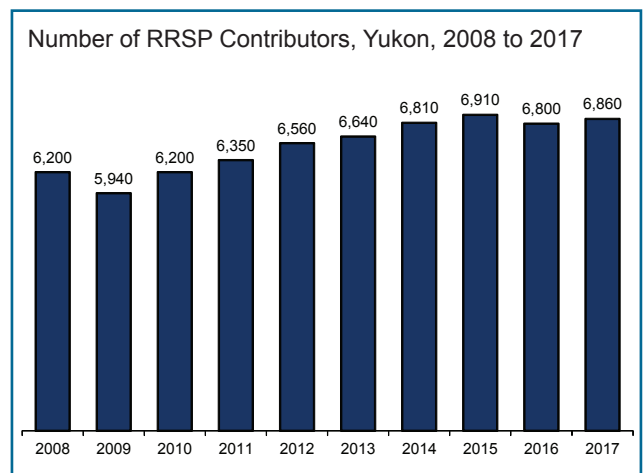
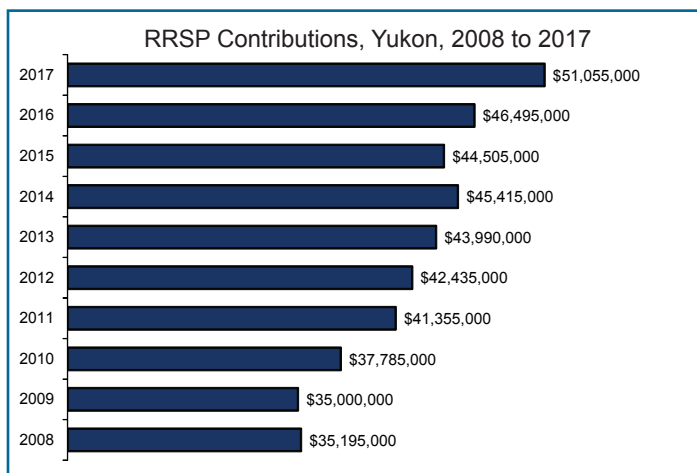
## Yukon RRSP Contributions 2017

### Highlights:

- In 2017, 25.2% of all Yukon taxfilers contributed a total of \$51.1 million to a Registered Retirement Savings Plan (RRSP), an increase of \$4.6 million, or 9.8%, compared to 2016 (\$46.5 million).
- Yukon's median RRSP contribution amount was \$3,600; the median for males was \$4,340 and for females, \$3,000.

### Total Contributions and Number of RRSP Contributors, Yukon, 2017

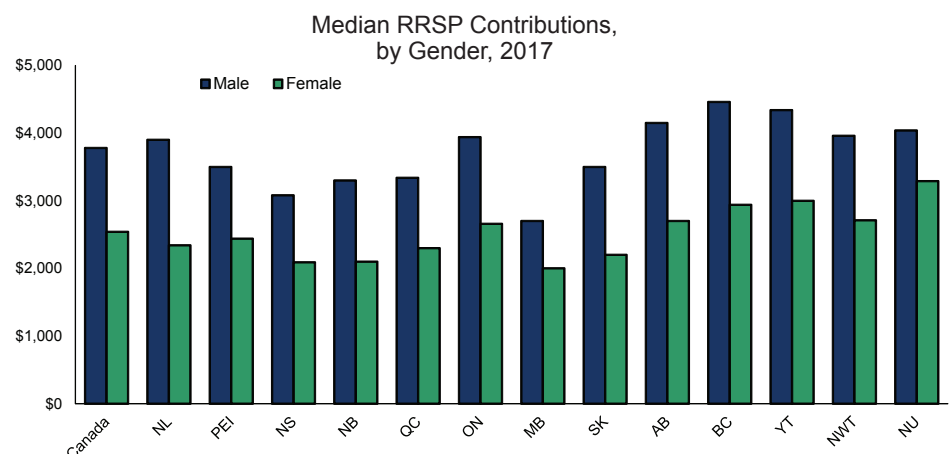
- Yukoners contributed \$51.1 million to RRSPs in 2017, up \$4.6 million, or 9.8%, from the 2016 total of \$46.5 million.
- Nationally, Canadians contributed \$42.0 billion to RRSPs in 2017, an increase of \$1.6 billion, or 4.0%, from the 2016 total of \$40.4 billion.



- The number of Yukoners contributing to RRSPs was up, from 6,800 in 2016 to 6,860 in 2017, an increase of 60 people, or 0.9%.
- The number of Canadians contributing to RRSPs increased 0.5%, from 5,936,090 in 2016 to 5,966,630 in 2017.
- In 2017, 25.2% of Yukon taxfilers contributed to an RRSP — the highest rate in the country.

### Median RRSP Contributions, Canada, Provinces and Territories, 2017

- Yukon's median RRSP contribution of \$3,600 in 2017 (\$4,340 for males; \$3,000 for females) was up \$100, or 2.9%, from 2016.
- Yukon and British Columbia ranked the second-highest in median RRSP contributions (\$3,600); Nunavut was the highest at \$3,670. Nationally, the median RRSP contribution in 2017 was \$3,030 (\$3,780 for males; \$2,540 for females), was up \$30, or 1.0%, compared to 2016.



## Characteristics of Contributions and Contributors, Canada, Provinces and Territories, 2017

	Total Contributors	Male	Female	Contributors as a % of All Taxfilers	Average Age <sup>1</sup>	Median Employment Income <sup>1</sup>	Total RRSP Contributions	Median Contributions Total	Male	Female
	(no.)	%	%		(yrs)	(\$)	(\$'000)	----- \$ -----		
<b>Yukon</b>	<b>6,860</b>	<b>47</b>	<b>53</b>	<b>25.2%</b>	<b>46</b>	<b>73,350</b>	<b>51,055</b>	<b>3,600</b>	<b>4,340</b>	<b>3,000</b>
Canada	5,966,630	53	47	22.3%	46	62,720	42,005,710	3,030	3,780	2,540
Nfld./Labrador	64,440	59	41	15.6%	46	68,620	463,805	3,000	3,900	2,340
P.E.I.	19,840	53	47	17.5%	48	53,900	133,155	2,940	3,500	2,440
Nova Scotia	119,970	54	46	16.7%	47	57,090	749,200	2,600	3,080	2,090
New Brunswick	93,860	56	44	15.8%	47	57,620	592,320	2,660	3,300	2,100
Quebec	1,577,580	53	47	24.6%	46	56,050	10,304,575	2,770	3,340	2,300
Ontario	2,197,750	53	47	21.7%	47	65,660	16,252,155	3,250	3,940	2,660
Manitoba	193,840	54	46	20.5%	46	58,310	1,119,235	2,400	2,700	2,000
Saskatchewan	182,320	55	45	22.5%	46	64,160	1,099,610	2,700	3,500	2,200
Alberta	741,150	54	46	25.1%	45	73,410	5,406,485	3,400	4,150	2,700
B.C.	759,830	53	47	21.0%	47	63,280	5,770,215	3,600	4,460	2,940
N.W.T.	6,960	51	49	23.3%	44	93,710	47,985	3,300	3,960	2,710
Nunavut	2,240	52	48	10.8%	43	110,760	15,915	3,670	4,040	3,290

<sup>1</sup> of RRSP Contributors

- While women in Yukon represented 51% of the tax-filers in 2017, they accounted for 53% of total RRSP contributors and 44% of the total contributions.
- In the last 18 years for which data are available, Yukon was the only jurisdiction where the proportion of female contributors outnumbered the proportion of male contributors.
- In 2017, the proportion of the total contributions by Yukon female contributors (44%) was the second-highest among all provinces and territories, following Nunavut (46%).
- The median RRSP contribution in 2017 was higher for men than for women in all provinces and territories; the largest gap was in Newfoundland and Labrador (\$1,560) and the smallest was in Manitoba (\$700).
- The average age of Canadian RRSP contributors in 2017 was 46 years as was Yukon contributors' average age.
- Yukon's median employment income for RRSP contributors in 2017 was the fourth-highest in the country at \$73,350, an increase of \$1,930, or 2.7%, from the 2016 figure of \$71,420. Nationally, the median employment income for RRSP contributors increased \$1,720, or 2.8%, from \$61,000 in 2016 to \$62,720 in 2017.

### DID YOU KNOW?

- In 2017, 2.0% of the total number of RRSP contributors in Yukon were under 25 years of age, with their contributions representing 1.0% of total contributions. Contributors aged 25 to 34 years represented 21.0% of the total contributors, with their contributions representing 13.0% of the total contributions. Persons aged 35 to 44 years accounted for 24.0% of contributors and 18.0% of contributions, while those aged 45 to 54 years accounted for 24.0% percent of contributors and 25.0% of contributions. Yukoners aged 55 to 64 years accounted for 24.0% of the total number of contributors and the largest percentage of total contributions at 34.0%. Those aged 65 years and older accounted for 6.0% of contributors and 10.0% of contributions.
- In 2017, 49.0% of Yukon's RRSP contributors had a total income of \$80,000 or more; 22.0% had a total income between \$60,000 and \$79,999; 17.0% between \$40,000 and \$59,999; 9.0% between \$20,000 and \$39,999 and 2.0% of contributors had a total income of less than \$20,000.

Publication Data Source: Statistics Canada. Tables 11-10-0044-01 and 11-10-0045-01.  
Information in this publication is based on a version of the T1 file produced 9 months after the reference year.



Department of Finance  
Yukon Bureau of Statistics

Info sheet no. 71  
May 2019

Additional information  
Government of Yukon  
Department of Finance  
Yukon Bureau of Statistics (B-4)  
Box 2703, Whitehorse, Yukon Y1A 2C6  
Telephone: (867) 667-5640; Fax: (867) 393-6203  
email: [ybsinfo@gov.yk.ca](mailto:ybsinfo@gov.yk.ca)  
website: <http://www.eco.gov.yk.ca/stats/ybs.html>