



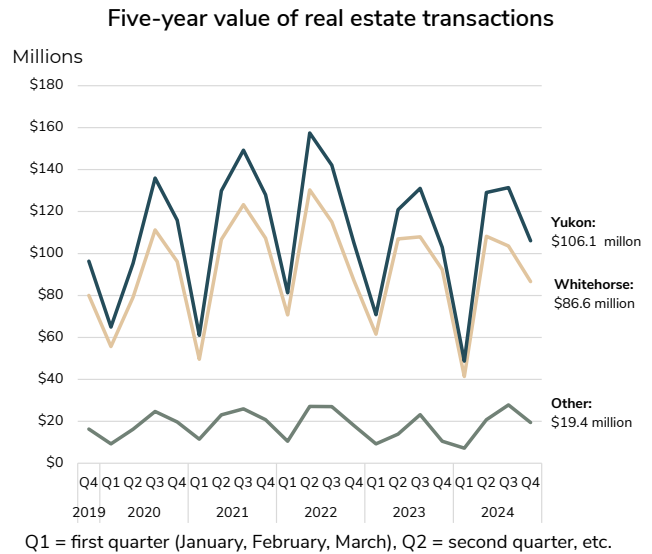
Yukon Real Estate Report Fourth Quarter, 2024

Highlights:

- In the fourth quarter of 2024, the total value of real estate transactions in Yukon was \$106.1 million: \$86.6 million in Whitehorse and \$19.4 million for the rest of Yukon.
- The average sale price of a single-detached house in Whitehorse was \$657,900, an increase of \$30,500, or 4.9%, compared to the fourth quarter of 2023.
- The average condominium apartment sale price in Whitehorse was \$611,900, an increase of \$195,900, or 47.1%, compared to the fourth quarter of 2023.

2024 Q4 Whitehorse average housing prices at a glance

Single-detached house.....	\$657,900
Semi-detached house.....	\$508,000
Row house.....	\$484,000
Condominium apartment.....	\$611,900
Mobile Home.....	\$367,800



The total value of Yukon's real estate transactions in the fourth quarter of 2024 increased compared to the fourth quarter of 2023. In the fourth quarter of 2024, the total value of real estate transactions was \$106.1 million compared to \$102.9 million during the same period in 2023, an increase of \$3.1 million, or 3.0%.

On an **annual** basis in Whitehorse:

- The value of real estate transactions totalled \$340.0 million in 2024 compared to \$368.8 million in 2023, a decrease of \$29.0 million, or 7.9%.
- The number of single detached house sales (including country residential properties) totalled 255 in 2024 compared to 254 in 2023. The average sale price was \$671,600, an increase of \$31,000, or 4.8%, from \$640,600 in 2023.
- Excluding country residential properties, the average sale price of single detached houses was \$659,800, an increase of \$32,200, or 5.1%, from \$627,600 in 2023.
- The number of semi-detached house sales totalled 33 in 2024 compared to 48 in 2023. The average duplex price was \$553,600 in 2024, an increase of \$38,300, or 7.4%, compared to \$515,300 in 2023.
- A total of 84 condominium apartments were sold in 2024 compared to 156 in 2023. The average condo price was \$479,800, an increase of \$67,400, or 16.4%, from \$412,400 in 2023.
- A total of 136 row houses were sold in 2024 compared to 129 in 2023. The average price of a row house was \$481,000, an increase of \$30,100, or 6.7%, from \$450,900 in 2023.
- The value of commercial and industrial sales in 2024 totalled \$22.7 million compared to \$33.9 million in 2023.
- The number of commercial and industrial sales in 2024 totalled 32 compared to 38 in 2023.

About the Yukon Real Estate Report

The Yukon Bureau of Statistics first published the Yukon Real Estate Report in 1977. The report is developed from an analysis of administrative data on all real estate transactions occurring anywhere in Yukon, with the exception of "not-at-arm's-length" transactions ("not-at-arm's-length" transaction values do not reflect market prices). All single and multiple-residential property transactions, as well as commercial and industrial property sales are included.

Until Q1 2023, 'Condo' or 'Condominium' sales shown in the Yukon Real Estate Report combined 'Condominium apartment' and 'Row houses'. In 2023, this information was disaggregated to report on each type of dwelling separately: Row houses (whether they are part of a condominium corporation or not) and Condominium apartments. For more information, see the dwelling definitions on page 5.

Value and type of real estate transactions in Whitehorse

	Total ¹	Residential					Non-Residential	
		Single-detached houses	Semi-detached houses	Row houses ²	Condominium apartments ²	Mobile homes	Commercial property	Industrial property
Total Value of Real Estate Transactions¹		(\$000)						
2024 Q4	86,618.1	38,814.9	4,064.0	21,780.6	9,178.4	2,942.0	x	x
Q3	103,576.5	65,030.5	7,378.9	17,742.8	9,148.0	1,184.9 ^E	x	x
Q2	108,249.1	51,037.8	5,293.9	16,424.0	11,937.6	2,053.0	4,443.0	4,565.0
Q1	41,427.4	16,368.0	1,532.9 ^E	9,471.6	10,041.6	x	x	1,331.0 ^E
2023 Q4	92,364.0	36,386.6	4,318.3	13,757.7	17,056.5	1,448.0 ^E	11,909.6	5,930.0
Number of Real Estate Transactions		(number)						
2024 Q4	146	59	8	45	15	8	x	x
Q3	176	95	13	36	20	3	x	x
Q2	246	75	9	34	27	6	8	5
Q1	84	26	3	21	22	x	x	3
2023 Q4	167	58	9	31	41	4	15	6
Average Value of Real Estate Transactions³		(\$000)						
2024 Q4	593.3	657.9	508.0	484.0	611.9	367.8	x	x
Q3	588.5	684.5	567.6	492.9	457.4	395.0 ^E	x	x
Q2	440.0	680.5	588.2	483.1	442.1	342.2	555.4	913.0
Q1	493.2	629.5	511.0 ^E	451.0	456.4	x	x	443.7 ^E
2023 Q4	553.1	627.4	479.8	443.8	416.0	362.0 ^E	794.0	988.3

¹ Total also includes residential lots and multiple-residential sales. Rows may not total due to rounding.

² Until Q1 2023, 'Condo' or 'Condominium' sales combined 'Condominium apartments' and 'Row houses'. In 2023, this information was disaggregated to report on each type of dwelling separately: Row houses (whether they are part of a condominium corporation or not) and Condominium apartments. For more information, see the dwelling definitions on page 5.

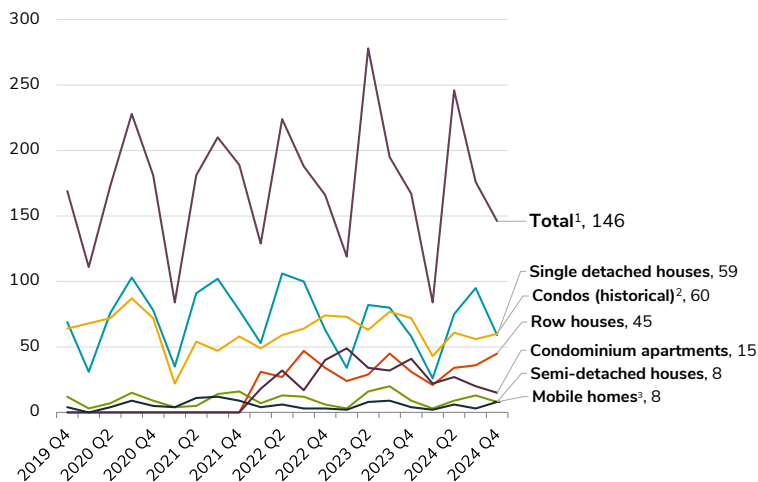
³ Due to relatively small numbers of sales, especially in the first and fourth quarters, there is a fair degree of variability in the average sale prices. This should be considered when comparing one quarter to another.

^E = When the number of transactions for a property type is small (generally, less than five), the total as well as the average value of transactions should be used with caution.

x = suppressed for data quality and/or confidentiality.

Real estate transactions, Whitehorse, (Q4 2019 to Q4 2024)

Number of transactions



¹ Total includes transactions for non-residential, residential lots and multiple-residential.

² Until Q1 2023, 'Condo' or 'Condominium' sales combined 'Condominium apartments' and 'Row houses'. In 2023, this information was disaggregated to report on each type of dwelling separately: Row houses (those part of a condominium corporation or not) and Condominium apartments. For more information, see the dwelling definitions on page 5.

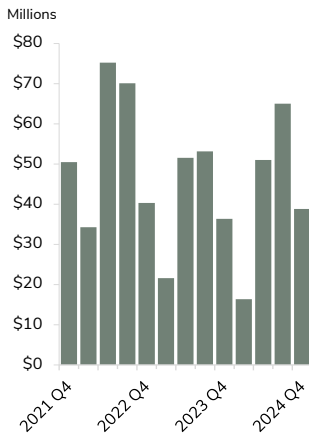
³ Some data suppressed for data quality and/or confidentiality.

- In Whitehorse, a total of 146 real estate transactions were recorded in the fourth quarter of 2024, a decrease of 21 compared to the fourth quarter of 2023 (167).
- Over the previous five years, the fourth quarter average number of total real estate transactions was 174 and the average number of residential lot sales was 5.
- A total of 59 single-detached houses were sold in the fourth quarter of 2024. This number of sales was 10 less than the average number of fourth quarter sales (69) in the previous five years.
- In the fourth quarter of 2024, 8 semi-detached houses were sold in Whitehorse, two less than the average number of fourth quarter sales in the previous five years (10).
- A total of 45 row houses were sold in the fourth quarter of 2024, an increase of 14, compared to the fourth quarter of 2023 (31).
- A total of 15 condominium apartments were sold in the fourth quarter of 2024, a decrease of 26 compared to the fourth quarter of 2023 (41).
- A total of 8 mobile homes were sold in the fourth quarter of 2024, 3 more than the average number of sales (5) in the fourth quarter of the past five years.

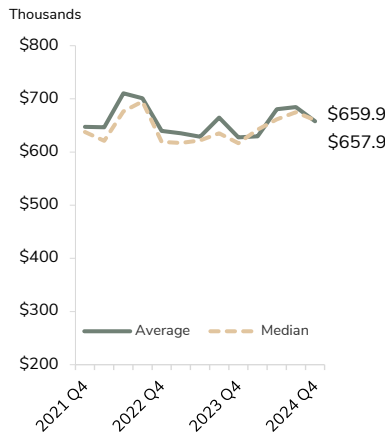
Single-detached house sales, Whitehorse, by subdivision

		Total	Down-town	Riverdale	Granger	Copper Ridge ¹	Takhini	Porter Creek	Whistle Bend	Country Residential ²	Other ³	
Total Value of Single Houses Sold (\$000)												
2024	Q4	38,814.9	x	3,703.0	1,984.5 ^E	9,444.2	0.0	7,409.0	10,762.3	4,739.4	x	¹ Includes Logan and Arkell/Ingram. ² Country Residential includes Wolf Creek, Pineridge, Mary Lake, MacPherson, Hidden Valley etc. ³ Other includes house sales in Hillcrest, Crestview and Valleyview.
	Q3	65,030.5	2,600.0 ^E	13,156.2	x	9,490.0	1,881.0 ^E	5,685.0	19,197.9	9,680.9	x	
	Q2	51,037.8	x	6,613.4	3,930.0	12,594.7	x	8,350.3	14,546.3	2,426.4 ^E	x	
	Q1	16,368.0	x	2,337.0 ^E	x	3,810.0	x	1,731.0 ^E	5,980.0	0.0	x	
2023	Q4	36,386.6	x	4,068.0	x	5,635.9	0.0	8,295.0	12,341.8	3,623.0	x	^E = When the number of transactions for a property type is small (generally, less than five), the total as well as the average value of transactions should be used with caution. x = suppressed for data quality and/or confidentiality. ... = not appropriate/applicable. Note: Rows may not total due to rounding.
	Q3											
	Q2											
	Q1											
Number of Single Houses Sold (number)												
2024	Q4	59	x	6	3	15	0	11	16	6	x	
	Q3	95	4	20	x	14	3	9	28	12	x	
	Q2	75	x	10	5	18	x	14	21	3	x	
	Q1	26	x	4	x	6	x	3	9	0	x	
2023	Q4	58	x	7	x	8	0	14	19	6	x	
	Q3											
	Q2											
	Q1											
Average Price of Single Houses Sold (\$000)												
2024	Q4	657.9	x	617.2	661.5 ^E	629.6	...	673.5	672.6	789.9	x	
	Q3	684.5	650.0 ^E	657.8	x	677.9	627.0 ^E	631.7	685.6	806.7	x	
	Q2	680.5	x	661.3	786.0	699.7	x	596.5	692.7	808.8 ^E	x	
	Q1	629.5	x	584.3 ^E	x	635.0	x	577.0 ^E	664.4	...	x	
2023	Q4	627.4	x	581.1	x	704.5	...	592.5	649.6	603.8	x	
	Q3											
	Q2											
	Q1											

Value of single-detached house Sales



Average and median sale price of single-detached houses

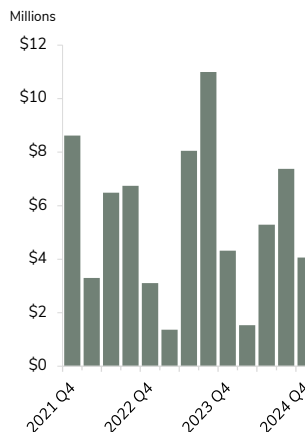


- In the fourth quarter of 2024, 59 single-detached houses were sold in Whitehorse compared to 95 in the third quarter of 2024. The average price was \$657,900, a decrease of \$26,600, or 3.9% compared to the third quarter of 2024 (\$684,500) and an increase of \$30,500 or 4.9%, compared to the fourth quarter of 2023 (\$627,400).
- Excluding country residential properties, which typically sell for much higher prices than other single-detached houses, the average price in Whitehorse was \$642,900 in the fourth quarter of 2024, compared to \$666,900 in the third quarter of 2024 and \$630,100 in the fourth quarter of 2023.
- In Whitehorse, the median price of single-detached houses in the fourth quarter of 2024 was \$659,900, compared to \$675,000 in the third quarter of 2024 and \$616,500 in the fourth quarter of 2023.
- The chartered bank's five-year conventional mortgage rate averaged 6.49% in the fourth quarter of 2024, a decrease from the third quarter (6.62%).

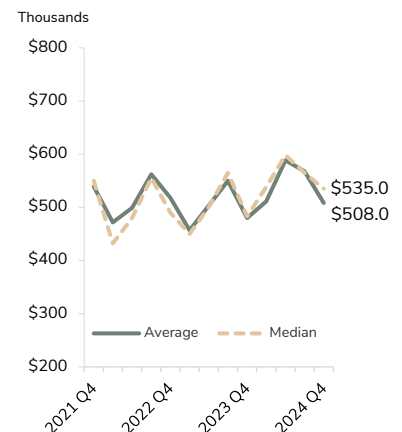
Semi-detached houses¹ in Whitehorse

- A total of 8 semi-detached houses were sold in the fourth quarter of 2024 compared to 13 sales in the third quarter of 2024.
- In the fourth quarter of 2024, the average price of semi-detached houses was \$508,000, a decrease of \$59,600, or 10.5% compared to the average price in the third quarter of 2024 (\$567,600) and an increase of \$28,200, or 5.9%, compared to the average price in the fourth quarter of 2023 (\$479,800).
- The median price of semi-detached houses sold was \$535,000 in the fourth quarter of 2024, a decrease of \$30,000, or 5.3% compared to the median price in the third quarter of 2024 (\$565,000) and a decrease of \$52,000 or 10.8%, from the median price in the fourth quarter of 2023 (\$483,000).

Value of semi-detached house sales



Average and median price of semi-detached houses



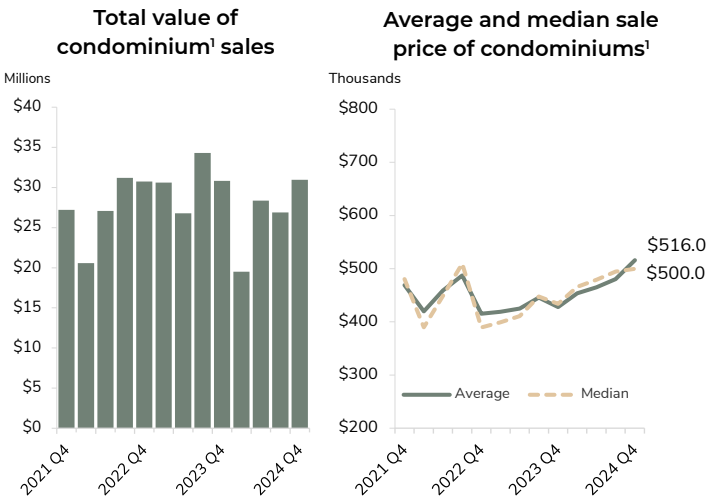
¹ Semi-detached houses are one of two dwellings attached side by side (or back to back), but not attached to any other dwelling or structure. For more information, see the dwelling type definitions on page 5.

Condominiums in Whitehorse

Prior to 2023, 'Condo' or 'Condominium' sales shown in the Yukon Real Estate Report combined 'Condominium apartments' and 'Row houses'. In 2023, this information was disaggregated to report on each type of dwelling separately: Row houses (those part of a condominium corporation or not) and Condominium apartments. For more information, see the dwelling definitions on page 5.

Note: The average and median prices of row/town houses and condominium apartments are subject to high volatility, due mainly to the sale of multiple units within a price range in a short period as new projects are completed. The prices of these new units could have a significant effect on the average and median prices of both dwelling types.

Combined condominium apartments and row houses in Whitehorse¹



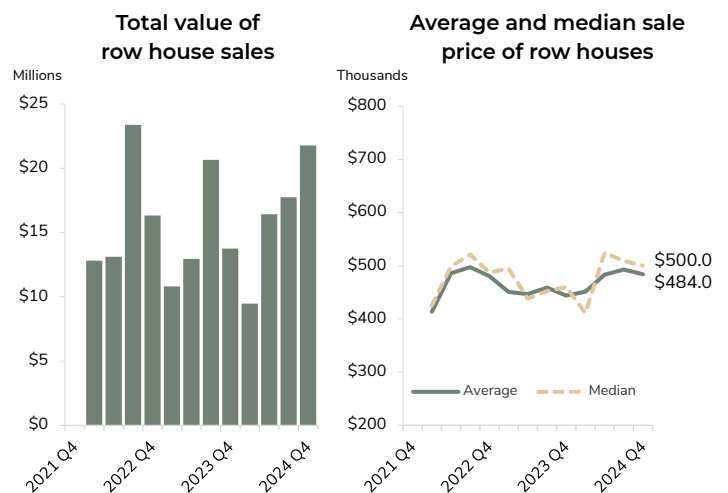
- A total of 60 condominiums¹ were sold in the fourth quarter of 2024, compared to 56 sales in the third quarter of 2024.
- In the fourth quarter of 2024, the average condominium¹ price was \$516,000, an increase of \$35,800, or 7.5%, compared to the average price in the third quarter of 2024 (\$480,200) and an increase of \$88,000, or 20.6% compared to the average price in the fourth quarter of 2023 (\$428,000)
- The median condominium¹ price was \$500,000 in the fourth quarter of 2024, an increase of \$5,500, or 1.1%, compared to the median price in the third quarter of 2024 (\$494,500) and an increase of \$66,100, or 15.2%, compared to the median price in the fourth quarter of 2023 (\$433,900)

¹ Includes both 'Condominium apartments' and 'Row houses', as published in Yukon Bureau of Statistics' Real Estate Reports up to the fourth quarter of 2022.

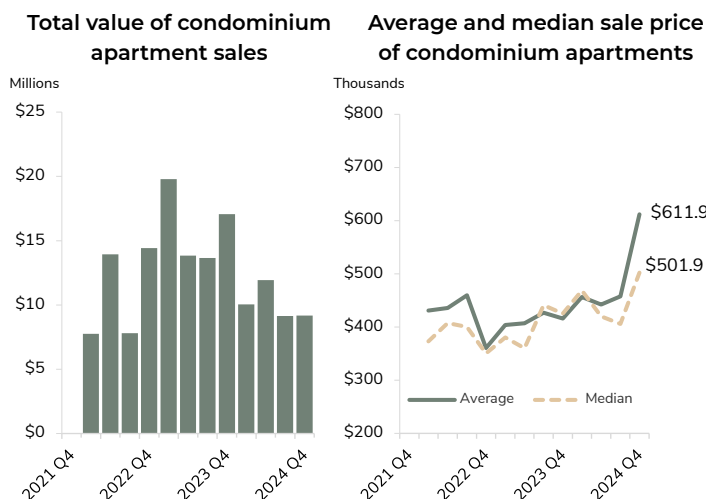
Row houses in Whitehorse

- A total of 45 row houses — 24, or 53.3%, of those in Whistle Bend — were sold in the fourth quarter of 2024, compared to 36 sales in the third quarter of 2024.
- In the fourth quarter of 2024, the average price of row houses was \$484,000, a decrease of \$8,800, or 1.8%, compared to the average price in the third quarter of 2024 (\$492,900) and an increase of \$40,200, or 9.1%, compared to the average price in the fourth quarter of 2023 (\$443,800).
- The median row house price was \$500,000 in the fourth quarter of 2024, a decrease of \$9,000, or 1.8%, compared to the median price in the third quarter of 2023 (\$509,000) and an increase of \$40,100, or 8.7%, compared to the fourth quarter of 2023 (\$459,900).

Note: 'Row houses' are also commonly known as 'Town houses'.



Condominium apartments in Whitehorse



- A total of 15 condominium apartments — 6, or 40.0%, of those in Downtown — were sold in the fourth quarter of 2024 compared to 20 sales in the third quarter of 2024.
- In the fourth quarter of 2024, the average price of condominium apartments was \$611,900, an increase of \$154,500, or 33.8%, compared to the average price in the third quarter of 2024 (\$457,400) and an increase of \$195,900, or 47.1%, compared to the average price in the fourth quarter of 2023 (\$416,000).
- The median price of condominium apartments was \$501,900 in the fourth quarter of 2024, an increase of \$96,200, or 23.7%, compared to the median price in the third quarter of 2024 (\$405,700) and an increase of \$76,600, or 18.0%, compared to the median price in the fourth quarter of 2023 (\$425,300).

Mobile homes¹ in Whitehorse

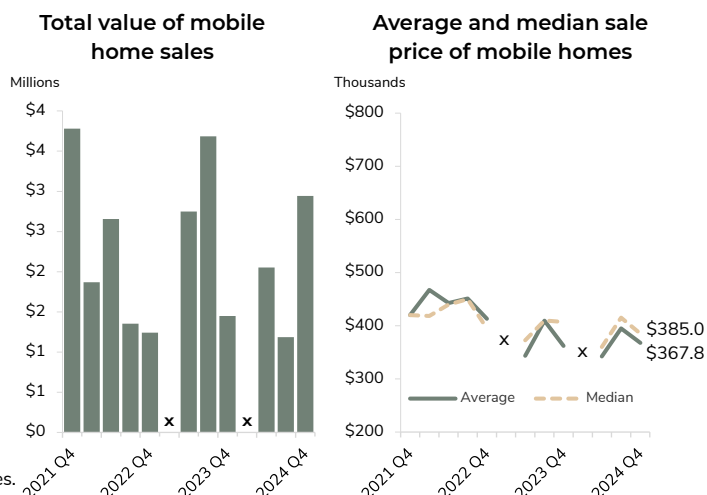
- A total of 8 mobile homes were sold in the fourth quarter of 2024 compared to 3 sales in the third quarter of 2024.
- In the fourth quarter of 2024, the average price of mobile homes was \$367,800, a decrease of \$27,200, or 6.9%, compared to the average price in the third quarter of 2024 (\$395,000^E) and an increase of \$5,800, or 1.6%, from the average price in the fourth quarter of 2023 (\$362,000^E).
- The median mobile home price was \$385,000 in the fourth quarter of 2024, a decrease of \$30,000, or 7.2%, compared to the median price in the third quarter of 2024 (\$415,000^E) and a decrease of 22,000, or 5.4%, from the median price in the fourth quarter of 2023 (407,000^E).

¹ Does not include mobile homes sold in mobile home parks.

x = suppressed for data quality and/or confidentiality

E = Use with caution as average and median prices are derived from a low number of sales.

... = not appropriate/applicable



Housing market information elsewhere

- [Yukon Rent Survey](#): survey of all types of residential rental properties; includes quarterly median rent and vacancy rates by community/subdivision.
- [Monthly Statistical Review](#): contains a summary of real estate and rent surveys as well as building permit data.
- [Annual Statistical Review](#): contains a 10-year historical summary of real estate and rent surveys, and building permit data.

Glossary

The following definitions are taken from Statistics Canada's Canadian Housing Survey and customized to reflect local conditions:

- **Single-detached house**: A single dwelling not attached to any other dwelling or structure (except its own garage or shed). A single-detached house has open space on all sides, and has no dwellings either above it or below it (other than basement or garden suites). While a mobile home is also a single-detached dwelling, they are classified in a different category (mobile home).
- **Semi-detached house**: One of two dwellings attached side by side (or back to back) to each other, but not attached to any other dwelling or structure (except its own garage or shed). A semi-detached dwelling has no dwellings either above it or below it, and the two units together have open space on all sides.
- **Row house**: One of three or more dwellings joined side by side (or occasionally side to back), such as a garden home, but not having any other dwellings either above or below. These units are also commonly known as 'Town houses'.
- **Condominium apartment**: A set of living quarters that do not qualify as one of the structures listed above, and which is owned individually, while land and common elements are held in joint ownership with others.
- **Mobile home**: A "mobile home" is a single dwelling, designed and constructed to be transported on its own chassis and capable of being moved to a new location on short notice. It may be placed temporarily on a foundation pad and may be covered by a skirt.
- **Other property type**: An "other property type" refers to a property where the structure has a single dwelling unit in a mixed-use building and does not fall into any of the other categories, or where the structure type is unknown.
- **Property with multiple residential units**: A "property with multiple residential units" refers to a property containing more than one set of living quarters owned by the same owner(s), as is the case for an apartment building or a property with two or more structurally separate dwellings on the same lot.
- **Vacant land**: "Vacant land" refers to a property on which there are currently no residential structures, but where regulations permit that one or more residential structures can be built. Vacant land may also include land on which an existing residential structure has not yet been assessed or land on which a residential structure is present, but the land is owned by another entity (e.g. a mobile home park).

February 2024
Next release: May 2024