



## Police-reported Crime Statistics in Yukon 2024

### Highlights:

- In 2024, police reported a total of 11,255 criminal incidents in Yukon: 2,316 violent *Criminal Code* violations; 5,300 property crimes; 2,602 'other' *Criminal Code* violations; 747 *Criminal Code* traffic violations; and 290 Federal Statute violations.
- Yukon's 2024 police-reported crime rate\* was 1.5% lower than the revised 2023 rate and 0.4% higher than the revised 2022 rate.

This report is based on data released by Statistics Canada from the Incident-based Uniform Crime Reporting Survey (UCR2). In January 2018, the Uniform Crime Reporting Survey (UCR) definitions of "founded" and "unfounded" criminal incidents were updated to reflect a more victim-centred approach for recording crimes that consider the complexities of certain offences such as sexual assault, family violence and intimate partner violence. Under the new reporting standards, specific offences may be more likely reported by police as founded rather than unfounded (or unsubstantiated), which would exclude them from police-reported crime rates and crime severity indices. Data for 2019 represent the first complete year of UCR data collected under the new reporting standards.

### Crime rate, Canada, provinces and territories, 2024



- Yukon's 2024 crime rate\* was the third-highest in the country at 21,878 incidents per 100,000 population (at the time of crime data release, Statistics Canada's estimate of Yukon's July 1, 2024 population was 46,704).  
Source: Statistics Canada data table: 17-10-0005-01
- In 2024, the crime rate decreased 1.5% compared to the revised 2023 rate (22,220 incidents per 100,000). The 2024 crime rate was 6.9% lower than the 2015 rate (23,502 incidents per 100,000).

\*Criminal Code traffic violations, as well as federal statute violations are not included in the calculation of the crime rate.

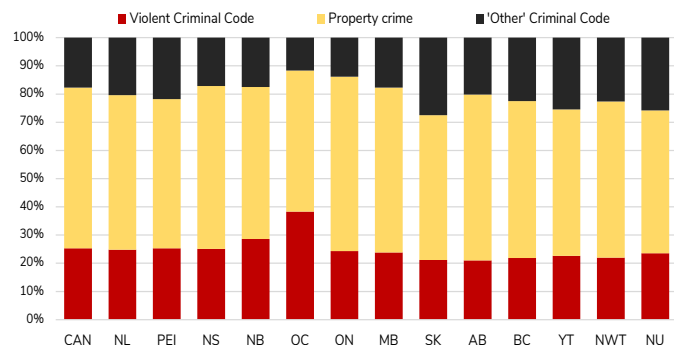
### Criminal Code violations (excluding traffic), Canada, provinces and territories, 2024

In 2024, there were 10,218 actual incidents of *Criminal Code* violations (excluding traffic) in Yukon. Of this total:

- 22.7% were violent *Criminal Code* violations (2,316 incidents) compared to 25.3% nationally;
- 51.9% were property crimes (5,300 incidents) compared to 57.0% nationally; and
- 25.5% were 'other' *Criminal Code* violations\* (2,602 incidents) compared to 17.7% nationally.

\* While 'other' *Criminal Code* violations typically include counterfeiting, weapons violations, child pornography, prostitution, disturb the peace and administration of justice, etc., these 'other' violations for Yukon (2,602 incidents) mainly included 'disturb the peace' (1,361 incidents) and 'administration of justice violations' (952 incidents).

Violation type as a proportion of total *Criminal Code* violations (excluding traffic), 2024



Crime counts are based on the most serious violation in an incident; however, violent criminal incidents are generally counted separately for each victim.

### Other sources of crime information:

Statistics Canada's Juristat - provides in-depth analysis and detailed statistics on a variety of justice-related topics and issues: [www150.statcan.gc.ca/catalogue/85-002-X](http://www150.statcan.gc.ca/catalogue/85-002-X)

## Violent Criminal Code violations, number of actual incidents, Yukon, 2015 to 2024

Crimes against the person involve the use or threatened use of violence against a person, including homicide, attempted murder, assault, sexual assault and robbery. Robbery is considered a crime against the person because unlike other theft offences it involves the use or threat of violence.

	2015	2016	2017	2018	2019	2020	2021	2022	2023 <sup>r</sup>	2024
<b>Total violent Criminal Code violations</b>	<b>1,539</b>	<b>1,547</b>	<b>1,470</b>	<b>1,587</b>	<b>2,089</b>	<b>2,155</b>	<b>2,196</b>	<b>2,300</b>	<b>2,265</b>	<b>2,316</b>
Homicide	1	4	8	3	1	0	4	2	4	0
Total other violations causing death	0	0	0	0	0	0	0	0	1	0
Attempted murder	4	2	2	2	1	3	1	3	1	1
Sexual offence which occurred prior to January 4, 1983	..	..	..	2	1	3	3	2	2	1
Sexual assault, level 3, aggravated	0	1	0	2	1	3	0	1	0	0
Sexual assault, level 2, weapon or bodily harm	1	0	1	2	2	1	2	2	3	2
Sexual assault, level 1	77	81	65	80	124	117	121	134	107	109
Total sexual violations against children <sup>1</sup>	26	21	16	28	28	30	39	26	37	18
Assault, level 3, aggravated	22	15	15	12	12	29	26	26	17	11
Assault, level 2, weapon or bodily harm	158	176	138	209	216	191	224	277	267	328
Assault, level 1	791	790	751	804	1,035	1,033	980	1,015	1,009	1,004
Total assaults against a peace officer <sup>2</sup>	35	32	34	23	20	40	37	33	46	44
Total other assaults	0	2	1	4	1	1	6	1	4	4
Total firearms, use of, discharge, pointing	7	11	7	7	8	21	9	8	15	16
Total robbery	22	24	12	16	22	23	19	36	35	39
Total forcible confinement or kidnapping	9	9	10	10	6	9	13	16	10	13
Total abduction	0	0	0	0	0	2	0	0	1	0
Extortion	1	2	4	0	4	8	8	13	27	22
Criminal harassment	51	44	50	47	65	73	103	105	102	83
Uttering threats	263	254	273	258	399	379	415	416	394	445
Indecent/Harassing communications <sup>3</sup>	61	66	64	72	122	153	160	164	154	157
Total offences in relation to sexual services <sup>4</sup>	2	2	1	1	5	7	7	2	1	2
Total other violent violations	8	11	18	5	16	29	19	18	28	17

.. = data not available. r = revised

<sup>1</sup>Includes: sexual interference, invitation to sexual touching, sexual exploitation, making sexually explicit material available to children, luring a child via a computer, agreement or arrangement - sexual offence against child.

<sup>2</sup>'Peace Officer' examples are: mayor, warden, police officer, bailiff constable, etc.

<sup>3</sup>Includes non-consensual distribution of intimate images committed by any means including telecommunication.

<sup>4</sup>New violations classified as "Offences in Relation to Sexual Services" under "violations against the person" include: the purchasing of sexual services or communicating for that purpose, receiving a material benefit deriving from the purchase of sexual services, procuring of persons for the purpose of prostitution, and advertising sexual services offered for sale.

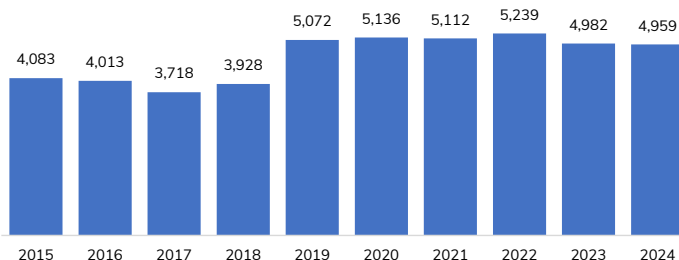
Yukon had 2,316 incidents of *violent Criminal Code violations* in 2024, an increase of 51, or 2.3%, compared to the revised 2023 figure (2,265 incidents).

Of the 2,316 incidents of *violent Criminal Code violations* in Yukon during 2024, there were:

- 0 incident of *homicides*, 0 incident of *other violation causing death* and 1 incident of *attempted murder*;
- 111 incidents of *sexual assault levels 1-3* and 18 incidents of *sexual violations against children* accounting for 5.6% of all *violent Criminal Code violations*;
- 2 incidents of *offences in relation to sexual services* and 1 incident of *sexual offence which occurred prior to January 4, 1983*;
- 1,391 incidents of *assault* — the sum of *assault levels 1-3* (1,343), *assaults against a peace officer* (44) and *other assaults* (4) — accounting for 60.1% of all *violent Criminal Code violations*;
- 39 incidents of *robbery*; 16 incidents of *firearm use, discharge, or pointing of firearms*;
- 22 incidents of *extortion*;
- 445 incidents of *uttering threats*, 157 incidents of *indecent/harassing communications*, and 83 incidents of *criminal harassment*. Collectively, these accounted for 29.6% of all *violent Criminal Code violations*; and
- 17 incidents of *other violent violations*.

## Violent Criminal Code violations crime rate, per 100,000 population, Yukon, 2015 to 2024

Violent Criminal Code violations, rate per 100,000 population, Yukon, 2015 to 2024



- In 2024, Yukon's *violent Criminal Code violations* rate (4,959 per 100,000 population) was the third-highest in Canada following Nunavut (12,768) and the Northwest Territories (11,931).
- Compared to 2023, Yukon's 2024 *violent Criminal Code violations* rate per 100,000 decreased by 0.5%.
- Compared to 2015, Yukon's *violent Criminal Code violations* rate per 100,000 increased in 2024 by 21.4%.
- Nationally, the 2024 *violent Criminal Code violations* rate per 100,000 was 1,433. Saskatchewan had the highest rate of any province (2,662), while Ontario had the lowest rate (1,085).

## Property crimes, number of actual incidents, Yukon, 2015 to 2024

	2015	2016	2017	2018	2019	2020	2021	2022	2023 <sup>r</sup>	2024
<i>Property crimes involve unlawful acts to gain property, but do not involve the use or threat of violence against the person.</i>										
<b>Total property Criminal Code violations</b>	<b>3,609</b>	<b>3,459</b>	<b>3,598</b>	<b>3,850</b>	<b>4,562</b>	<b>4,510</b>	<b>4,424</b>	<b>4,514</b>	<b>5,112</b>	<b>5,300</b>
<b>Total breaking and entering</b>	298	267	191	205	262	201	212	216	312	299
Breaking and entering	295	265	188	203	253	197	211	213	309	297
Breaking and entering to steal a firearm	1	0	1	1	2	1	0	1	1	2
Break and enter to steal a firearm from a motor vehicle	2	2	2	1	7	3	1	2	2	0
<b>Total possession of stolen property</b>	31	21	28	30	38	39	27	32	48	59
<b>Total trafficking in stolen property</b>	0	1	1	2	1	1	3	1	2	3
<b>Total theft of motor vehicle</b>	144	173	134	130	141	142	123	176	164	170
<b>Total theft over \$5,000 (non-motor vehicle)</b>	33	25	30	32	41	30	26	27	23	42
Theft over \$5,000	28	20	26	23	36	25	21	20	19	35
Theft over \$5,000 from a motor vehicle	4	3	4	5	3	4	3	6	3	5
Shoplifting over \$5,000	1	2	0	4	2	1	2	1	1	2
<b>Total theft under \$5,000 (non-motor vehicle)</b>	973	891	926	974	1,141	783	915	984	1,374	1,495
Theft \$5,000 or under	615	408	500	555	699	456	558	480	639	680
Theft \$5,000 or under from a motor vehicle	190	262	219	200	196	174	100	148	266	251
Shoplifting \$5,000 or under	168	221	207	219	246	153	257	356	469	564
<b>Fraud</b>	135	181	178	179	252	305	264	299	328	393
<b>Identity theft</b>	0	1	1	1	7	2	3	4	7	9
<b>Identity fraud</b>	4	8	5	6	5	21	7	22	11	7
<b>Total mischief</b>	1,976	1,873	2,090	2,274	2,652	2,970	2,825	2,740	2,825	2,814
Mischief	1,975	1,872	2,090	2,274	2,652	2,969	2,825	2,740	2,825	2,814
Mischief in relation to cultural property	1	0	0	0	0	1	0	0	0	0
Hate-motivated mischief relating to property used by identifiable group	0	1	0	0	0	0	0	0	0	0
Mischief relating to war memorials	0	0	0	0	0	0	0	0	0	0
<b>Arson</b>	15	18	13	17	22	16	18	13	17	9
<b>Altering, removing or destroying Vehicle Identification Number (VIN)</b>	0	0	1	0	0	0	1	0	1	0

r = revised

Yukon had 5,300 incidents of property Criminal Code violations in 2024, an increase of 188, or 3.7%, compared to the revised 2023 figure (5,112 incidents).

Of the 5,300 incidents of property Criminal Code violations in Yukon during 2024, the most common violations were:

- 2,814 incidents of mischief, accounting for 53.1% of all property crime;
- 1,707 incidents of total theft of motor vehicle, total theft over \$5,000 (non-motor vehicle), total theft under \$5,000 (non-motor vehicle), accounting for 32.2% of all property crime;
- 393 incidents of fraud, accounting for 7.4% of all property crime; and
- 299 incidents of total breaking and entering, accounting for 5.6% of all property crime.

Comparing 2024 to 2023, the property Criminal Code violations with the largest increase in the number of incidents were:

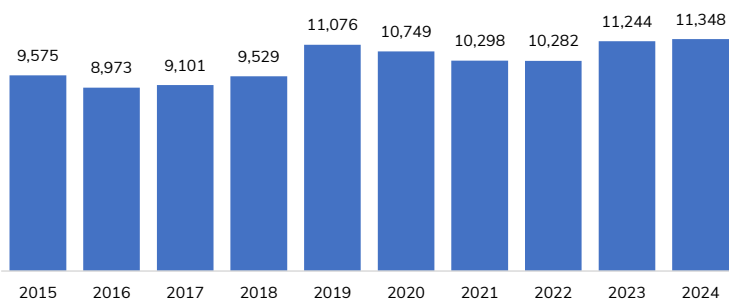
- Total theft under \$5,000 (non-motor vehicle), which increased by 121 incidents, or 8.8%.
- Fraud, which increased by 65 incidents, or 19.8%.

Comparing 2024 to 2023, the property Criminal Code violations with the largest decrease in the number of incidents were:

- Total breaking and entering, which decreased by 13 incidents, or 4.2%.
- Total mischief, which decreased by 11 incidents, or 0.4%.

## Property Criminal Code violations crime rate, per 100,000 population, Yukon, 2015 to 2024

Property Criminal Code violations, rate per 100,000 population, Yukon, 2015 to 2024



- In 2024, Yukon's property Criminal Code violations rate (11,348 per 100,000 population) was the third-highest in Canada following the Northwest Territories (30,011) and Nunavut (27,493).
- Compared to 2023, Yukon's 2024 property Criminal Code violations rate per 100,000 increased by 0.9%.
- Compared to 2015, Yukon's property Criminal Code violations rate per 100,000 increased in 2024 by 18.5%.
- Nationally, the 2024 property Criminal Code violations rate per 100,000 was 3,236.

## Other Criminal Code violations, number of actual incidents, Yukon, 2015 to 2024

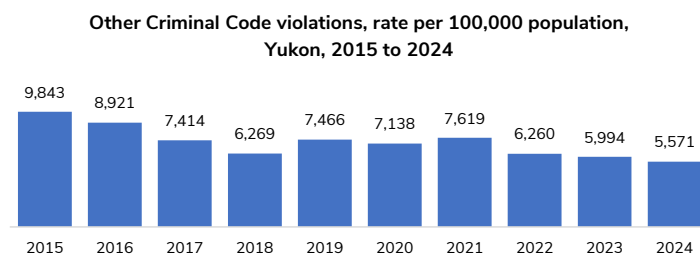
	2015	2016	2017	2018	2019	2020	2021	2022	2023 <sup>r</sup>	2024
<b>Total other Criminal Code violations</b>	<b>3,710</b>	<b>3,439</b>	<b>2,931</b>	<b>2,533</b>	<b>3,075</b>	<b>2,995</b>	<b>3,273</b>	<b>2,748</b>	<b>2,725</b>	<b>2,602</b>
Counterfeiting	1	0	0	3	4	1	0	0	11	0
<b>Total weapons violations</b>	<b>24</b>	<b>31</b>	<b>22</b>	<b>13</b>	<b>42</b>	<b>62</b>	<b>63</b>	<b>75</b>	<b>81</b>	<b>82</b>
Weapons trafficking and manufacturing	2	0	0	0	1	2	5	3	1	6
Weapons possession contrary to order	3	2	2	1	2	3	2	5	3	1
Possession of weapons	16	21	14	7	35	47	47	62	66	64
Unauthorized importing or exporting of weapons	0	1	0	0	0	0	0	0	0	0
Firearms documentation or administration	0	0	0	0	0	0	1	0	1	0
Unsafe storage of firearms	3	7	6	5	4	10	8	5	10	11
<b>Possession of, or accessing child pornography<sup>1</sup></b>	<b>3</b>	<b>3</b>	<b>1</b>	<b>1</b>	<b>9</b>	<b>7</b>	<b>14</b>	<b>7</b>	<b>7</b>	<b>3</b>
<b>Making, or distribution of child pornography<sup>1</sup></b>	<b>0</b>	<b>4</b>	<b>4</b>	<b>5</b>	<b>8</b>	<b>8</b>	<b>10</b>	<b>11</b>	<b>2</b>	<b>3</b>
<b>Disturb the peace</b>	<b>2,644</b>	<b>2,342</b>	<b>1,941</b>	<b>1,641</b>	<b>1,919</b>	<b>1,927</b>	<b>2,208</b>	<b>1,722</b>	<b>1,544</b>	<b>1,361</b>
<b>Total administration of justice violations</b>	<b>934</b>	<b>956</b>	<b>854</b>	<b>744</b>	<b>924</b>	<b>819</b>	<b>789</b>	<b>723</b>	<b>849</b>	<b>952</b>
Fail to comply with order	604	642	559	504	663	535	545	528	624	705
Escape or helps to escape from lawful custody	6	2	0	0	0	0	0	0	0	0
Prisoner unlawfully at large	7	12	11	8	10	27	19	26	14	18
Fail to appear	23	14	24	32	28	115	88	67	83	76
Breach of probation	244	244	213	141	148	92	80	61	71	105
Other violations against the administration of law and justice (Part IV Criminal Code)	50	42	47	59	75	50	57	41	57	48
<b>Total violations related to animal cruelty</b>	<b>..</b>	<b>..</b>	<b>..</b>	<b>..</b>	<b>..</b>	<b>..</b>	<b>..</b>	<b>3</b>	<b>7</b>	<b>12</b>
<b>Total other violations</b>	<b>104</b>	<b>103</b>	<b>109</b>	<b>126</b>	<b>169</b>	<b>171</b>	<b>189</b>	<b>207</b>	<b>224</b>	<b>189</b>
Gaming house	0	0	0	0	0	0	2	0	0	0
Other violations related to gaming and betting	0	0	0	0	0	1	1	1	0	1
Indecent acts	9	8	6	8	20	16	8	7	12	7
Obstruct public or peace officer	23	21	14	23	20	19	26	35	33	28
Trespass at night	6	4	4	7	8	8	8	15	10	11
Utter threats to property or animal	20	24	19	22	40	49	44	37	35	48
Public incitement of hatred	0	1	0	0	0	0	1	4	0	1
Offences against public order (Part II Criminal Code)	1	0	1	0	0	1	1	1	2	0
Hoax terrorism	0	0	0	0	1	0	0	0	0	0
Firearms and other offensive weapons (Part III Criminal Code)	15	19	9	8	9	34	19	48	56	56
Sexual offences, public morals and disorderly conduct (Part V Criminal Code)	1	0	5	5	1	2	1	1	0	0
Offences against the person and reputation (Part VIII Criminal Code)	1	1	2	5	2	14	13	9	0	0
Other offences against the person and reputation	..	..	..	..	..	..	..	3	12	15
Offences against rights of property (Part IX Criminal Code)	0	0	1	0	2	0	0	0	0	2
Wilful and forbidden acts in respect of certain property (Part XI Criminal Code)	5	4	5	10	14	7	12	7	0	0
Wilful and forbidden acts in respect of certain material property	..	..	..	..	..	..	..	0	4	1
Offences relating to currency (Part XII Criminal Code)	0	0	0	0	0	0	0	0	1	0
Proceeds of crime (Part XII.2 Criminal Code)	1	0	0	1	0	0	4	2	5	1
Attempts, conspiracies, accessories (Part XIII Criminal Code)	0	1	1	0	0	0	1	0	0	0
Instruct offence for criminal organization	0	0	0	0	0	0	0	0	1	0
All other Criminal Code (includes Part XII.1 Criminal Code)	22	20	42	37	52	20	48	37	53	18

.. = data not available. r = revised

<sup>1</sup> Data likely reflects the number of active or closed investigations for the year rather than the total number of incidents reported to police; Coming into effect on July 17th, 2015, Bill C-26 increased the maximum penalties for certain sexual offences against children, including failure to comply with orders and probation conditions relating to sexual offences against children. In the UCR, the most serious violation is partially determined by the maximum penalty. As such, changes may affect the most serious violation in an incident reported by police; and in early 2016, the UCR was modified to allow police to report making and distributing child pornography from other child pornography offences.

- In 2024, there were 1,361 incidents of *disturb the peace* accounting for 52.3% of all 'other' *Criminal Code* violations in Yukon; 952 incidents of *administration of justice violations* accounted for 36.6%.
- Compared to 2023, the number of *disturb the peace* incidents in 2024 decreased by 183, or 11.9%. Compared to 2015, the number of *disturb the peace* incidents decreased by 1,283, or 48.5%.
- Compared to 2023, the number of *total weapon violations* incidents in 2024 increased by 1, or 1.2%. Compared to 2015, the number of *total weapon violations* incidents increased by 58, or 241.7%.

## Other Criminal Code violations crime rate, per 100,000 population, Yukon, 2015 to 2024



- In 2024, Yukon's other *Criminal Code* violations rate (5,571 per 100,000 population) was the third-highest in Canada following Nunavut (14,014) and the Northwest Territories (12,251).
- Compared to 2023, Yukon's 2024 other *Criminal Code* violations rate per 100,000 decreased by 7.1%.
- Compared to 2015, Yukon's other *Criminal Code* violations rate per 100,000 decreased in 2024 by 43.4%.

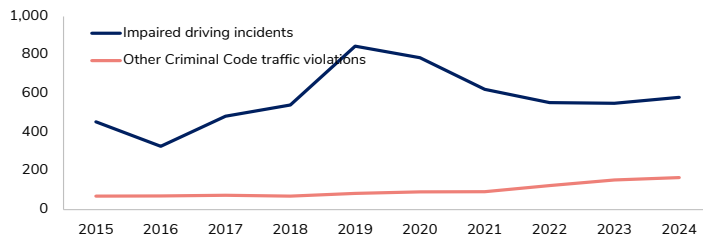
## Criminal Code traffic violations, number of actual incidents, Yukon, 2015 to 2024

	2015	2016	2017	2018	2019	2020	2021	2022	2023	2024
<b>Total Criminal Code traffic violations</b>	<b>525</b>	<b>399</b>	<b>559</b>	<b>612</b>	<b>930</b>	<b>878</b>	<b>716</b>	<b>679</b>	<b>705</b>	<b>747</b>
<b>Total impaired driving</b>	<b>455</b>	<b>328</b>	<b>484</b>	<b>542</b>	<b>846</b>	<b>786</b>	<b>623</b>	<b>554</b>	<b>551</b>	<b>581</b>
Operation while impaired causing death (alcohol)	0	0	0	0	2	0	0	0	1	0
Operation while impaired causing bodily harm (alcohol)	2	5	1	3	0	1	1	1	1	2
Operation while impaired (alcohol)	425	297	460	512	780	666	524	441	487	488
Operation while impaired (alcohol and drugs)	..	..	..	0	8	54	45	61	25	38
Operation while impaired (drugs)	12	9	14	18	37	40	33	39	25	37
Impaired operation, failure to provide breath sample	16	17	9	8	0	0	0	0	0	0
Failure or refusal to comply with demand (alcohol)	..	..	..	1	18	25	20	12	12	15
Failure or refusal to comply with demand (alcohol and drugs)	..	..	..	0	1	0	0	0	0	0
Failure or refusal to comply with demand (drugs)	..	..	..	0	0	0	0	0	0	1
<b>Total other Criminal Code traffic violations</b>	<b>70</b>	<b>71</b>	<b>75</b>	<b>70</b>	<b>84</b>	<b>92</b>	<b>93</b>	<b>125</b>	<b>154</b>	<b>166</b>
Dangerous operation, causing death	0	0	0	0	0	0	0	0	1	1
Dangerous operation, causing bodily harm	1	6	1	3	0	1	0	2	2	0
Dangerous operation of motor vehicle, vessel or aircraft	28	22	23	19	19	26	32	19	30	27
Dangerous operation of motor vehicle evading police	4	5	13	6	28	16	24	40	53	79
Total fail to stop or remain	10	17	22	15	8	7	5	15	25	29
Driving while prohibited	25	21	16	27	29	42	32	49	43	30
Dangerous operation of motor vehicle while street racing	2	0	0	0	0	0	0	0	0	0

.. data not available. r = revised

- In 2024, there were 747 incidents of *Criminal Code traffic violations* in Yukon, an increase of 42 incidents, or 6.0%, compared to the figure for 2023 (705 incidents); and an increase of 222 incidents, or 42.3%, compared to 2015 (525 incidents).
- *Impaired driving* (581 incidents) accounted for 77.8% of the total *Criminal Code traffic violations* in 2024; *other Criminal Code traffic violations* (166 incidents) accounted for the remaining 22.2%.
- Compared to 2023, the number of *impaired driving* incidents increased by 30, or 5.4%, while the number of *other Criminal Code traffic violations* incidents increased by 12, or 7.8%.

Criminal Code traffic violations, Yukon, 2015 to 2024

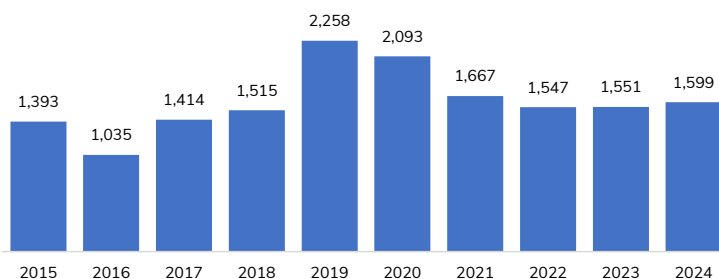


- Over the last ten years, the number of *impaired driving* incidents ranged from a low of 328 in 2016 to a high of 846 in 2019.
- Over the last ten years, the number of 'other' *Criminal Code traffic incidents* ranged from a low of 70 in both 2015 and 2018 to a high of 166 in 2024.

- Of the 581 *impaired driving* incidents in 2024, 488 (84.0%) were due to *operation while impaired (alcohol)*; 38 (6.5%) were *operation while impaired (alcohol and drugs)*; 37 (6.4%) were *operation while impaired (drugs)*; 15 (2.6%) were due to *failure or refusal to comply with demand (alcohol)*; 2 (0.3%) were *operation while impaired causing bodily harm (alcohol)*; and 1 (0.2%) was *failure or refusal to comply with demand (drugs)*.
- Of the 166 'other' *Criminal Code traffic violations* incidents in 2024, 79 (47.6%) were *dangerous operation of motor vehicle evading police*; 30 (18.1%) were *driving while prohibited*; 29 (17.5%) were *fail to stop or remain*; 27 (16.3%) were *dangerous operation of motor vehicle, vessel or aircraft*; 1 (0.6%) was *dangerous operation, causing death*.

## Criminal Code traffic violations crime rate, per 100,000 population, Yukon, 2015 to 2024

Criminal Code traffic violations, rate per 100,000 population, Yukon, 2015 to 2024



- In 2024, Yukon's *Criminal Code traffic violations* rate (1,599 per 100,000 population) was the third-highest in Canada following the Northwest Territories (2,801) and Nunavut (1,917).
- Compared to 2023, Yukon's 2024 *Criminal Code traffic violations* rate per 100,000 increased by 3.1%
- Compared to 2015, Yukon's *Criminal Code traffic violations* rate per 100,000 decreased in 2024 by 14.8%.
- Nationally, the 2024 *Criminal Code traffic violations* rate per 100,000 was 293. The province with the highest rate was Prince Edward Island (695), while Ontario had the lowest (183).

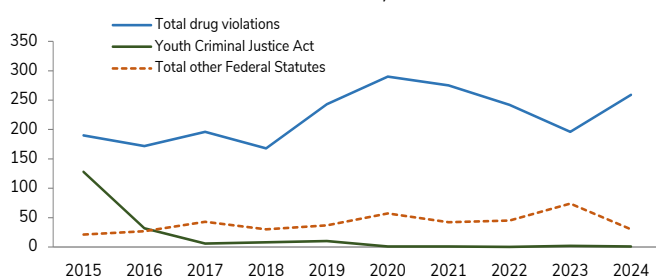
## Federal Statute violations, number of actual incidents, Yukon, 2015 to 2024

	2015	2016	2017	2018	2019	2020	2021	2022	2023 <sup>r</sup>	2024
<b>Total Federal Statute Violations</b>	<b>339</b>	<b>231</b>	<b>245</b>	<b>206</b>	<b>290</b>	<b>348</b>	<b>318</b>	<b>287</b>	<b>272</b>	<b>290</b>
<b>Total drug violations</b>	<b>190</b>	<b>172</b>	<b>196</b>	<b>168</b>	<b>243</b>	<b>290</b>	<b>275</b>	<b>242</b>	<b>196</b>	<b>259</b>
Possession, cocaine	17	12	17	20	36	32	34	41	32	51
Total, possession, other Controlled Drugs and Substances Act drugs	1	4	3	9	9	14	14	14	16	16
Heroin, possession	0	1	1	0	5	3	4	1	1	0
Other Controlled Drugs and Substances Act, possession	1	2	1	7	3	8	7	7	13	5
Methamphetamines (crystal meth), possession	0	1	1	1	0	1	1	0	0	2
Opioid (other than heroin), possession	0	..	0	1	1	2	2	6	2	9
Total cannabis, trafficking, production or distribution (pre-legalization)	26	19	19	7	0	0	0	0	0	0
Cannabis, trafficking (pre-legalization)	24	17	16	7	0	0	0	0	0	0
Cannabis, production (pre-legalization)	2	2	3	0	0	0	0	0	0	0
Total cocaine, trafficking, production or distribution	37	43	82	71	165	185	184	146	126	157
Cocaine, trafficking	37	43	82	71	165	185	184	146	126	155
Cocaine, importation and exportation	0	0	0	0	0	0	0	0	0	1
Cocaine, production	0	0	0	0	0	0	0	0	0	1
Total other Controlled Drugs and Substances Act drugs, trafficking, production or distribution	9	7	16	14	23	50	28	31	15	31
Heroin, trafficking	0	1	1	5	1	10	4	6	1	1
Other Controlled Drugs and Substances Act, trafficking	9	4	14	6	20	27	17	21	8	23
Methamphetamines (crystal meth), trafficking	0	0	1	0	0	5	1	0	0	0
Methylenedioxymphetamine (ecstasy), trafficking	0	0	0	0	0	1	1	0	1	0
Opioid (other than heroin), trafficking	0	..	0	3	1	6	5	4	5	7
Other Controlled Drugs and Substances Act, production	0	0	0	0	0	1	0	0	0	0
Methamphetamines (crystal meth), production	0	2	0	0	1	0	0	0	0	0
Total Cannabis Act	..	..	..	3	10	9	15	10	7	4
Total possession - Cannabis Act	..	..	..	1	3	1	2	1	1	0
Possession, cannabis (pre-legalization)	100	87	59	44	..	..	..	..	..	..
Possession of illicit or over 30g dried cannabis (or equivalent) by adult	..	..	..	0	2	1	2	0	0	0
Possession of over 5g dried cannabis (or equivalent) by youth	..	..	..	1	1	0	0	1	1	0
Total distribution - Cannabis Act	..	..	..	0	5	3	7	0	2	1
Distribution of cannabis to youth by adult	..	..	..	0	3	2	3	0	0	0
Distribution to an organization or over 5g dried cannabis (or equivalent) by youth	..	..	..	0	0	0	0	0	0	1
Distribution of cannabis by organization	..	..	..	0	1	0	0	0	0	0
Possession of cannabis for purpose of distributing	..	..	..	0	1	1	4	0	2	0
Total sale - Cannabis Act	..	..	..	2	2	4	5	8	3	2
Sale of cannabis to adult	..	..	..	0	1	2	3	3	1	0
Sale of cannabis to youth	..	..	..	0	0	0	0	3	0	1
Possession of cannabis for purpose of selling	..	..	..	2	1	2	2	2	2	1
Total production - Cannabis Act	..	..	..	0	0	1	1	1	1	0
Cultivate, propagate or harvest cannabis by adult	..	..	..	0	0	1	1	1	1	0
Use of young person in the commission of a cannabis offence	..	..	..	0	0	0	0	0	0	1
<b>Youth Criminal Justice Act</b>	<b>128</b>	<b>32</b>	<b>6</b>	<b>8</b>	<b>10</b>	<b>1</b>	<b>1</b>	<b>0</b>	<b>2</b>	<b>1</b>
<b>Total other Federal Statutes</b>	<b>21</b>	<b>27</b>	<b>43</b>	<b>30</b>	<b>37</b>	<b>57</b>	<b>42</b>	<b>45</b>	<b>74</b>	<b>30</b>
Canada Shipping Act	1	0	0	0	0	2	1	0	0	2
Customs Act	2	0	0	1	1	2	11	13	7	8
Excise Act	0	1	0	0	0	0	0	2	5	1
Total Immigration and Refugee Protection Act	2	0	1	1	0	3	1	1	1	2
Firearms Act	7	16	33	15	21	28	10	12	39	6
Quarantine Act	..	..	..	..	..	13	10	3	0	0
Other federal statutes	9	10	9	13	15	9	9	14	22	11

.. = data not available. ... = not applicable r = revised

- Of the 290 Federal Statute violations in 2024: 259 (89.3%) were drug violations; 30 (10.3%) were total other Federal Statute violations; and 1 (0.3%) were Youth Criminal Justice Act violations.
- Between 2015 and 2024, the number of drug violations ranged between a low of 168 incidents in 2018 to a high of 290 incidents in 2020.

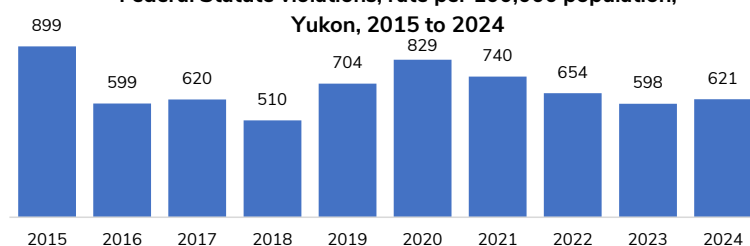
Federal Statute Violations, 2015 to 2024



- Of the 259 drug violations in 2024, 157 (60.6%) were total cocaine, trafficking, production or distribution violations; 51 (19.7%) were cocaine possession violations; 31 (12.0%) were total other Controlled Drugs and Substances Act drugs, trafficking, production or distribution; 16 (6.2%) were total, possession, other Controlled Drugs and Substances Act drugs violations and 4 (1.5%) were total Cannabis Act violations.
- Comparing 2024 to 2023, drug violations increased by 63 (32.1%) and other Federal Statutes incidents decreased by 44 (59.5%).
- There was 1 Youth Criminal Justice Act violations in 2024.

## Federal Statute violations crime rate, per 100,000 Population, Yukon, 2015 to 2024

Federal Statute violations, rate per 100,000 population, Yukon, 2015 to 2024



- In 2024, Yukon's Federal Statute violations rate (621 per 100,000 population) was the second-highest in Canada following the Northwest Territories (2,774).
- Compared to 2023, Yukon's 2024 Federal Statute violations rate per 100,000 increased by 3.8%.
- Compared to 2015, Yukon's Federal Statute violations rate per 100,000 decreased in 2024 by 31.0%.

## Number of actual Incidents, by type of violation, Yukon Rural RCMP Detachment Areas, 2015 to 2024

		2015	2016	2017	2018	2019	2020	2021	2022	2023 <sup>r</sup>	2024
<b>All violations</b>	<b>Yukon</b>	<b>9,722</b>	<b>9,075</b>	<b>8,803</b>	<b>8,788</b>	<b>10,946</b>	<b>10,886</b>	<b>10,927</b>	<b>10,528</b>	<b>11,079</b>	<b>11,255</b>
	Beaver Creek	57	46	59	40	32	54	54	27	35	28
	Carcross	196	216	199	212	241	234	209	225	216	399
	Carmacks	141	192	150	175	243	211	240	215	229	208
	Dawson City	336	376	337	340	479	422	508	421	405	471
	Faro	80	46	46	43	86	81	77	65	78	76
	Haines Junction	152	158	180	170	209	155	165	168	262	224
	Mayo	227	171	256	242	351	390	256	270	301	318
	Old Crow	135	128	113	120	156	145	158	157	217	177
	Pelly Crossing	205	201	204	150	209	296	309	271	340	263
	Ross River	251	163	213	182	295	344	378	406	288	402
	Teslin	159	159	158	143	151	171	155	217	201	194
	Watson Lake	599	635	546	599	841	890	784	604	683	741
Whitehorse	7,184	6,584	6,342	6,372	7,653	7,493	7,634	7,482	7,824	7,754	
<b>Violent Criminal Code violations</b>	<b>Yukon</b>	<b>1,539</b>	<b>1,547</b>	<b>1,470</b>	<b>1,587</b>	<b>2,089</b>	<b>2,155</b>	<b>2,196</b>	<b>2,300</b>	<b>2,265</b>	<b>2,316</b>
	Beaver Creek	9	6	9	6	8	7	11	4	6	7
	Carcross	53	77	59	73	68	65	52	58	39	62
	Carmacks	25	45	39	46	69	46	79	58	63	63
	Dawson City	66	52	65	74	88	70	117	111	85	107
	Faro	15	7	12	11	21	21	21	17	23	35
	Haines Junction	36	38	42	40	46	38	54	48	68	76
	Mayo	59	40	59	48	61	95	59	61	78	87
	Old Crow	36	35	25	36	36	37	42	23	36	42
	Pelly Crossing	46	38	55	33	49	86	84	77	69	70
	Ross River	67	52	30	34	64	80	64	79	85	91
	Teslin	43	22	28	13	28	39	36	59	37	27
	Watson Lake	120	127	131	145	177	215	206	141	167	193
Whitehorse	964	1,008	916	1,028	1,374	1,356	1,371	1,564	1,509	1,456	
<b>Property crime</b>	<b>Yukon</b>	<b>3,609</b>	<b>3,459</b>	<b>3,598</b>	<b>3,850</b>	<b>4,562</b>	<b>4,510</b>	<b>4,424</b>	<b>4,514</b>	<b>5,112</b>	<b>5,300</b>
	Beaver Creek	39	31	36	18	19	17	25	13	15	8
	Carcross	66	67	72	62	69	73	66	77	117	202
	Carmacks	46	56	50	87	89	95	74	86	79	92
	Dawson City	141	133	136	140	223	180	194	186	209	216
	Faro	41	20	21	23	37	44	37	28	31	18
	Haines Junction	44	61	72	68	63	50	58	67	128	92
	Mayo	88	56	90	111	158	164	112	98	104	112
	Old Crow	46	51	56	48	36	45	53	67	100	67
	Pelly Crossing	71	90	70	77	80	127	136	111	167	127
	Ross River	120	62	101	88	168	206	234	209	130	164
	Teslin	77	76	46	66	66	74	71	92	98	99
	Watson Lake	222	222	201	215	308	322	279	261	314	317
Whitehorse	2,608	2,534	2,647	2,847	3,246	3,113	3,085	3,219	3,620	3,786	
<b>Other Criminal Code violations</b>	<b>Yukon</b>	<b>3,710</b>	<b>3,439</b>	<b>2,931</b>	<b>2,533</b>	<b>3,075</b>	<b>2,995</b>	<b>3,273</b>	<b>2,748</b>	<b>2,725</b>	<b>2,602</b>
	Beaver Creek	5	7	9	13	3	14	8	2	2	5
	Carcross	53	43	41	51	46	50	51	48	39	86
	Carmacks	33	57	39	30	48	36	53	44	49	34
	Dawson City	83	145	108	81	129	118	128	94	84	98
	Faro	16	14	7	4	18	12	11	11	13	13
	Haines Junction	45	42	43	43	65	36	24	32	36	34
	Mayo	56	51	59	55	82	71	52	52	56	71
	Old Crow	33	27	24	26	40	34	34	41	43	40
	Pelly Crossing	71	52	53	30	46	51	52	45	65	43
	Ross River	46	36	60	39	35	26	60	91	45	82
	Teslin	22	46	62	49	33	41	31	48	52	42
	Watson Lake	201	239	184	205	284	295	230	155	146	169
Whitehorse	3,046	2,680	2,242	1,907	2,246	2,211	2,539	2,085	2,095	1,885	
<b>Criminal Code traffic violations</b>	<b>Yukon</b>	<b>525</b>	<b>399</b>	<b>559</b>	<b>612</b>	<b>930</b>	<b>878</b>	<b>716</b>	<b>679</b>	<b>705</b>	<b>747</b>
	Beaver Creek	3	1	3	1	1	6	3	0	6	2
	Carcross	12	14	16	11	52	39	26	21	18	34
	Carmacks	25	25	17	9	22	31	28	16	27	15
	Dawson City	24	33	22	32	31	27	42	20	21	41
	Faro	8	3	4	3	8	4	5	7	7	8
	Haines Junction	20	10	18	13	30	29	28	16	24	22
	Mayo	13	16	17	13	22	37	19	39	45	30
	Old Crow	18	10	3	5	32	24	29	25	31	18
	Pelly Crossing	13	16	23	10	30	27	26	19	16	13
	Ross River	15	9	17	16	27	23	18	23	15	33
	Teslin	13	12	13	12	21	16	15	13	12	22
	Watson Lake	34	33	24	22	51	39	49	34	46	50
Whitehorse	327	217	382	465	603	576	428	446	437	459	

r = revised

## Number of actual incidents, by type of violation, Yukon Rural RCMP Detachment Areas, 2015 to 2024, continued

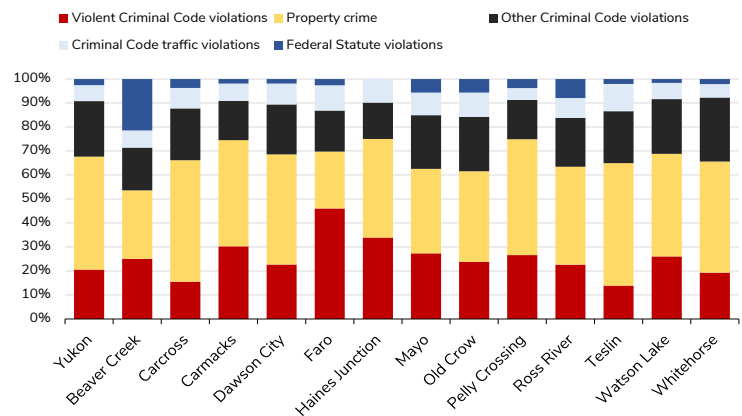
	2015	2016	2017	2018	2019	2020	2021	2022	2023 <sup>r</sup>	2024
<b>Yukon</b>	<b>339</b>	<b>231</b>	<b>245</b>	<b>206</b>	<b>290</b>	<b>348</b>	<b>318</b>	<b>287</b>	<b>272</b>	<b>290</b>
Beaver Creek	1	1	2	2	1	10	7	8	6	6
Carcross	12	15	11	15	6	7	14	21	3	15
Carmacks	12	9	5	3	15	3	6	11	11	4
Dawson City	22	13	6	13	8	27	27	10	6	9
Faro	0	2	2	2	2	0	3	2	4	2
Haines Junction	7	7	5	6	5	2	1	5	6	0
Mayo	11	8	31	15	28	23	14	20	18	18
Old Crow	2	5	5	5	12	5	0	1	7	10
Pelly Crossing	4	5	3	0	4	5	11	19	23	10
Ross River	3	4	5	5	1	9	2	4	13	32
Teslin	4	3	9	3	3	1	2	5	2	4
Watson Lake	22	14	6	12	21	19	20	13	10	12
Whitehorse	239	145	155	125	184	237	211	168	163	168

r = revised

## Number of actual incidents, all violation types, Yukon Rural RCMP Detachment Areas, 2023 to 2024

	2023 <sup>r</sup>	2024	Increase/Decrease	% change '23 to '24
<b>Yukon</b>	<b>11,079</b>	<b>11,255</b>	<b>176</b>	<b>1.6%</b>
Beaver Creek	35	28	-7	-20.0%
Carcross	216	399	183	84.7%
Carmacks	229	208	-21	-9.2%
Dawson City	405	471	66	16.3%
Faro	78	76	-2	-2.6%
Haines Junction	262	224	-38	-14.5%
Mayo	301	318	17	5.6%
Old Crow	217	177	-40	-18.4%
Pelly Crossing	340	263	-77	-22.6%
Ross River	288	402	114	39.6%
Teslin	201	194	-7	-3.5%
Watson Lake	683	741	58	8.5%
Whitehorse	7,824	7,754	-70	-0.9%

## Violation type as a proportion of total incidents, by Yukon community, 2024



r = revised

- In 2024, police reported a total of 11,255 criminal incidents in Yukon: 2,316 violent Criminal Code violations; 5,300 property crimes; 2,602 'other' Criminal Code violations; 747 Criminal Code traffic violations; and 290 Federal Statute violations.
- Of the 11,255 criminal incidents in 2024: 20.6% were violent Criminal Code violations; 47.1% were property crimes; 23.1% were 'other' Criminal Code violations; 6.6% were Criminal Code traffic violations; and 2.6% were Federal Statute violations.
- Comparing 2024 to 2023, the total number of criminal incidents in Yukon increased by 176 incidents, or 1.6%. The largest percentage increase was in Carcross (84.7%), from 216 incidents in 2023 to 399 incidents in 2024, followed by Ross River (39.6%), from 288 incidents in 2023 to 402 incidents in 2024.
- In 2024, property crimes represented the highest proportion of all violations in all Yukon communities with the exception of Faro, while Federal Statute violations represented the lowest with the exception of Beaver Creek.

The definition of 'founded' incidents was updated in January 2018 to read: "An incident is founded if, after police investigation, it has been determined that the reported offence did occur or was attempted (even if the charged/suspect chargeable (CSC) is unknown) or there is no credible evidence to confirm that the reported incident did not take place. This includes third party reports that fit these criteria."

Police reported statistics may be affected by differences in the way police services deal with minor offences. In some instances, police or municipalities might chose to deal with some minor offences using municipal by-laws or provincial provisions rather than Criminal Code provisions. Counts are based on the most serious violation in the incident.

Source: Statistics Canada data tables 35-10-0177-01 and 35-10-0185-01.  
Populations are based upon July 1 estimates from Statistics Canada, Demography Division.  
For more information on the Uniform Crime Reporting Survey:  
<https://www23.statcan.gc.ca/imdb/p2SV.pl?Function=getSurvey&lang=en&db=imdb&adm=8&dis=2&SDDS=3302>

August 2025